

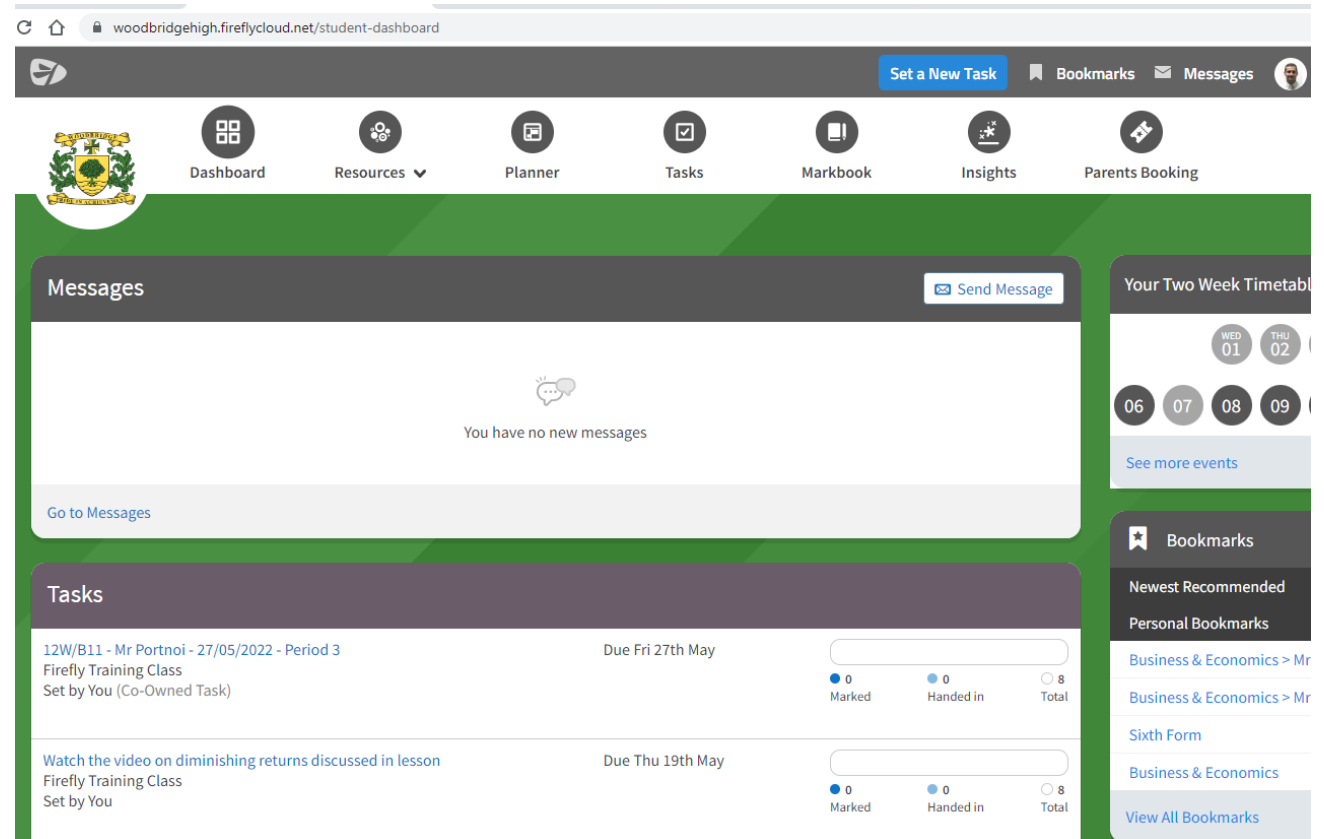
Welcome to Firefly!

Replacing ShowMyHomework and doing lots more!



What's Firefly?

- Firefly is a learning platform that enables you to learn more independently and collaboratively.
 - Everything in one place, all the time
 - More visible feedback
 - Helping your organisation
 - Integrated with Google Docs and Office 365



A tour of Firefly

- <https://helpcentre.fireflylearning.com/students/getting-started/quick-tour>

Logging in (1)

1. Go to the school website: www.woodbridgehigh.co.uk
2. Click on Quick Links and select Firefly (see below)



Logging in (2)



3. On the Firefly log in page, press the link that says **Activate your account**.

- Enter the email address the school already holds on record for you. This is your **@woodbridgehigh.co.uk** account
- Select **Activate account**. An email will be sent to you.

• If you have tried logging in with your .co.uk account and this does not work please try your .net account details

A screenshot of the Woodbridge High School Firefly login page. The page has a green header with the school's name. Below the header, there are two main sections. The left section is for logging in with an email address or username, featuring input fields for 'Email address or username' and 'Password', a 'Show password' checkbox, and a blue 'Log in' button. Below the 'Log in' button are links for 'Forgotten your password?' and 'New to Firefly? Activate your account.'. The right section is titled 'Or log in with' and lists three options: 'Admin: Site login (Firefly)', 'Student login: Google Account', and 'Office 365'. A red circle is drawn around the 'New to Firefly? Activate your account.' link, and a red arrow points from the bottom left towards this link.

Logging in (3)

4. Access your email inbox.

- Open the email from Firefly and select **Activate account**.

A screenshot of the Firefly login page for Maple Hill School. The page has a red header bar with the school name. Below the header, there are two main sections. The left section is titled "Activate account" and includes the text "Staff, Student and Parent Accounts" and "To activate your account, enter your e-mail address or username." Below this is a text input field containing "terryteacher@example.com" and a blue "Activate account" button with a mouse cursor icon. A "Log in" link is positioned below the button. The right section is titled "Or log in with" and contains two options: "Google Account" with a Google logo icon and "Office 365" with an Office 365 logo icon. The Firefly logo is in the bottom right corner of the page.

Maple Hill School

Activate account


Staff, Student and Parent Accounts


To activate your account, enter your e-mail address or username.


Activate account

Log in

Or log in with

 Google Account

 Office 365

 firefly

Logging in (4)

5. Enter the password of your choice, then choose **Save password**.

You can always reset your password later if you forget it.

That's it – you should now be logged in! If you need to log in again at a later date, use the credentials you just configured.




Maple Hill School


Please enter a new password

Your username: sstudent

☐ Show password

 Your password needs to have:

- > 8 characters or more
- > A mix of uppercase and lowercase letters
- > At least one number
- > At least one symbol (not a letter or a number)

 You can use spaces in your password. Keep your passwords memorable and unique to you. Don't use common phrases or titles.

Save Password

Dashboard overview...

- Play video:

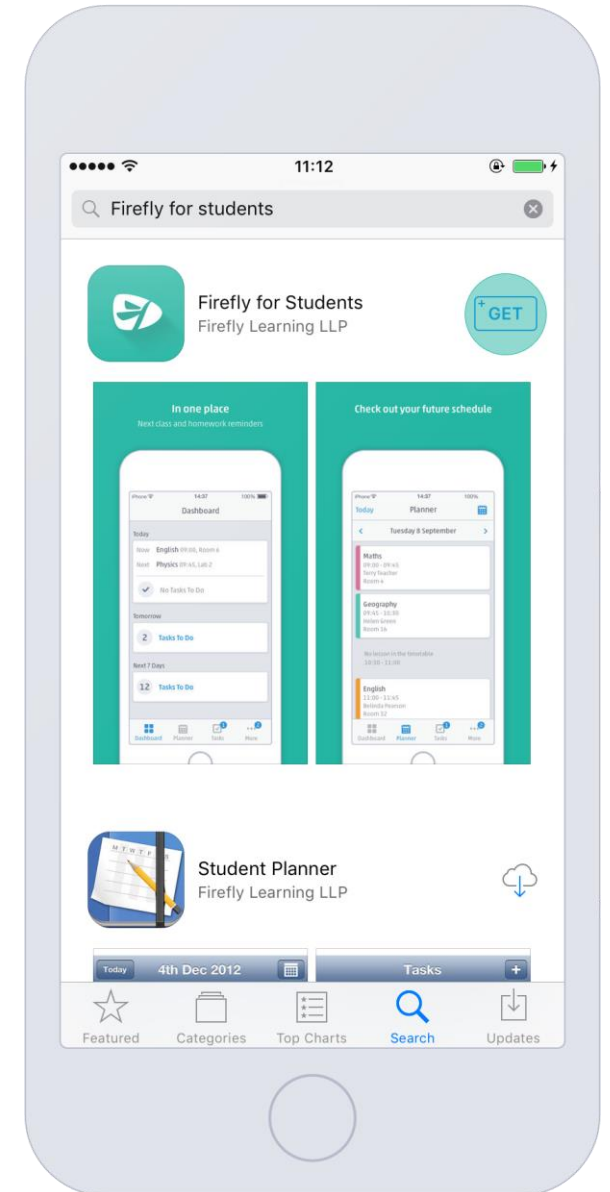
<https://helpcentre.fireflylearning.com/students/dashboard/dashboard-overview>

Viewing your tasks

- Play video:
<https://helpcentre.fireflylearning.com/students/dashboard/viewing-your-upcoming-tasks>
- **You can now mark the task set by you from Mr Portnoi as 'Done'**

Using the app

- Next year there are no physical student planners so it's important to know how to use the app on your mobile phones/tablet devices to see all the tasks you have due.



Installing the app

IOS (Apple)

- Go to the app store and search for '**Firefly for Students**' then click '**Get**' then click '**Install**'
- You might be prompted to enter your iCloud password.



Android

- Open the play store and search for "**Firefly for Students**" then select '**Install**' then choose '**Accept**'



Logging into the app

- Enter the school code
WOODBIDGEHIGH
- Now enter the previous log in information you set up and log in
- You can now explore to see your tasks, timetable and links to the main resources area for different subjects

