

A Quick Student Guide to VIVO

What is VIVO?

Woodbridge uses an online reward system called VIVO whereby points are allocated by teachers in recognition of a student's achievements. Students are rewarded for a variety of reasons including: making excellent progress, outstanding academic achievement, exemplary punctuality, acts of kindness/generosity/service, extra-curricular achievement (e.g. sport, music, drama). With their points students are able to purchase rewards from both our school and Vivo catalogue.

How to Start Using VIVO Edge


1. Log on to your Vivo edge profile by selecting the Vivo icon on the school website and using the login details provided by the school - if you have lost or mislaid these then please visit Miss Jones in the Data Office




2. Navigate your profile – under the 'Me' section you will be able to see your behaviours and awards:

By clicking on the boxes you can reveal what points were awarded to you, by whom, and for what reason

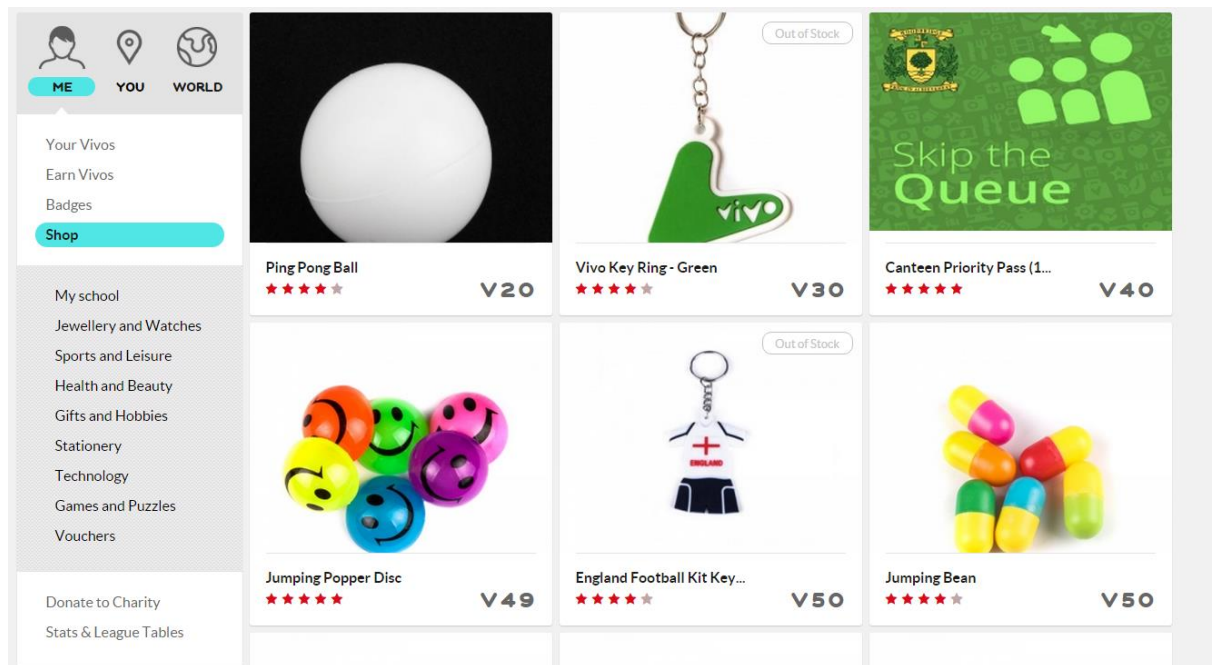
Here you can see your VIVO total



3. To start spending your VIVO points, select the 'Shop' tab on the left hand side:



4. From here you will be able to see what exactly is available to you to purchase from the VIVO or school catalogue. Find the item you wish to purchase and click on the Buy now! button.
 - Quick tip: If you don't have enough vivos, you can add the item to your wish list.



VIP Gold Members Club

At Woodbridge we have introduced a VIP Gold Members Club for any student who accumulates more than 1200 Vivo Points. With this achievement come a growing number of privileges including:

- Unlimited Skip the Queue passes at lunch and break times
- A free treat from the Canteen every Friday
- Free entry to all school productions

