



WOODBIDGE HIGH SCHOOL

Curriculum Booklet for Parents Year 11 2014-15



CONTENTS

Introduction	2
English and English Literature (GCSE)	3
Mathematics (GCSE)	4
Science: Biology (GCSE)	5
Science: Chemistry (GCSE)	6
Science: Physics (GCSE)	7
Art, Craft & Design (GCSE)	8
Business Studies (GCSE)	9
Business Studies (BTEC)	10
Child Development (GCSE)	11
Computing (GCSE)	12
Design & Technology: Food Technology (GCSE)	13
Design & Technology: Graphics (GCSE)	14
Design & Technology: Product Design (GCSE)	15
Drama (GCSE)	16
French (GCSE)	17
Geography (GCSE)	18
German (GCSE)	19
Health and Social Care (Cambridge Nat)	20
History (GCSE)	21
ICT (GCSE)	22
ICT (Cambridge National Award)	23
Life Studies	24
Media Studies (GCSE)	25
Music (GCSE)	26
Performing Arts (BTEC)	27
Physical Education (Core)	28
Physical Education(GCSE)	29
Psychology (GCSE)	30
Religious Studies (Philosophy) (GCSE)	31
Russian(GCSE)	32
Sport (BTEC)	33

Dear Parent

This booklet provides you with details of the curriculum which your son / daughter will follow in year 11 at Woodbridge High School. It will allow you to help them plan their studies and revision, and gives you suggested examples of wider reading and extension activities to try at home. The equipment which your son / daughter will need is indicated, along with some ways in which parents can help students with their studies.

Please do not hesitate to contact me should you have any questions about the school's curriculum as a whole, and individual teachers or heads of department if your queries are subject specific. They can be contacted using the email addresses which are in the 'Contact Us' section of the school's website.

I hope that you will find this information useful.


Steven Hogan

Deputy Headteacher: Curriculum
shogan@woodbridge.redbridge.sch.uk

Woodbridge High School Curriculum Overview

Year 11 – English & English Literature (GCSE)



	Curriculum Content	Suggested Reading or Extension Activities
Half Term 1 (Jun – Jul)	GCSE Language controlled assessment – Spoken language study <ul style="list-style-type: none"> Controlled assessment – 2 hours 	BBC Bitesize
Half Term 2 (Sep – Oct)	GCSE Language controlled assessment on descriptive and narrative writing. <ul style="list-style-type: none"> Controlled Assessment - 2 hours 	Reading of literary fiction texts eg. Short stories and novels
Half Term 3 (Nov-Dec)	Working with non-fiction texts in preparation for GCSE English Language exams. <ul style="list-style-type: none"> Mock examinations in English Language. 	
Half Term 4 (Jan-Feb)	Studying 20 th Century Drama text in preparation for GCSE Literature exam. <ul style="list-style-type: none"> J.B Priestley - <i>An Inspector Calls</i> 	BBC Bitesize and other online revision sources and in-house booklets
Half Term 5 (Feb-Mar)	Studying a modern novel in preparation for GCSE English Literature exam. <ul style="list-style-type: none"> Robert Cormier - <i>Heroes</i> 	As above.
Half Term 6 (Apr-May)	Revision in preparation for GCSE English Language and Literature exams.	 Shakespeare

Examples of Home Learning Tasks	Essays, research project and wider reading.
Assessment Tasks, Methods & Frequency	Controlled assessments run regularly and mock exams as appropriate.
Equipment Which Students Need	Pupils will be provided with booklets and texts.

Parents / Carers can help their child by:	<ul style="list-style-type: none"> Ensuring that pupils read regularly and widely, both fiction and non-fiction texts.
Useful Websites	<ul style="list-style-type: none"> BBC Bitesize
Extra-curricular Activities	<ul style="list-style-type: none"> Newspaper Club Debating Club

Who Can I Contact?	Head of English	Mrs Amihere	
	Teachers of English	Miss Azaz Mrs Amihere Ms Colman Mrs Dipple Ms Hughes	Ms Neuberger Ms Ree Mrs Rendell Miss Ruzane Mr Wingfield

Woodbridge High School Curriculum Overview

Year 11 – Mathematics (GCSE)



	Curriculum Content	Suggested Reading or Extension Activities
Half Term 1 (Jun – Jul)	<ul style="list-style-type: none"> Integers and Powers, Quadratic equations, Length, area and volume (HP) Area and volume, Linear graphs, Fractions and decimals (H) Measures and Pythagoras, Linear graphs (FP) Measures, length and area, Expressions (F) 	Problem solving activities. Mathswatchvle/Mymaths websites.
Half Term 2 (Sep – Oct)	<ul style="list-style-type: none"> Proportionality and accurate calculation, Inequalities and simultaneous equations, Pythagoras and trigonometry (HP) Sampling and averages, Angles and circles, Expressions (H) 2-D shapes, Fractions, decimals and percentages, Expressions (FP) Angles and 2-D shapes, Fractions and percentages, Probability (F) 	Functional Skills Mathswatchvle/Mymaths websites.
Half Term 3 (Nov-Dec)	<ul style="list-style-type: none"> Interpreting frequency graphs, Formulae and quadratic equations (HP) Percentages, Transformations (H) Collecting data, 3-D shapes (FP) Functions and graphs, Collecting data (F) 	Mathematical Games/Puzzles. NRICH websites.
Half Term 4 (Jan-Feb)	<ul style="list-style-type: none"> Sine and cosine rules, Sketching graphs (HP) Equations, Enlargements (H) Real-life graphs, Ratio and calculator methods (FP) 2-D and 3-D shapes, Sequences (F) 	Problem solving activities Mathswatchvle/Mymaths websites.
Half Term 5 (Feb-Mar)	<ul style="list-style-type: none"> Vectors, Transforming graphs and proof (H) Factors and powers, Averages and frequency graphs (H) Transformations, Integers, powers and roots (FP) Fractions and decimals, Transformations (F) 	Problem solving activities, Functional Skills, Mathswatchvle/Mymaths websites.
Half Term 6 (Apr-May)	<ul style="list-style-type: none"> Structured revision program Revision classes after school/lunchtime. 	

Examples of Home Learning Tasks	Re-enforces what pupils have learnt in class, e.g. find missing sides using Pythagoras. Home learning is set once a week on MyMaths and completed by students online.
Assessment Tasks, Methods & Frequency	Examination style questions based on 2 Units covered every half term, 50 minutes long written test.
Equipment Which Students Need	Scientific Calculator, Ruler, Protractor, Pencils, Pens, Rubber, Compasses.






Parents / Carers can help their child by:	<ul style="list-style-type: none"> Encouraging students to complete Booster packs in MyMaths. Sending children fully equipped for mathematics lessons.
Useful Websites	www.mymaths.co.uk , www.nrich.maths.org , www.bbc.co.uk/bitesize
Extra-curricular Activities	<ul style="list-style-type: none"> To use the web site Manga High as children learn best where they have to make choices in order to solve a problem or puzzle and where they can explore and talk about their ideas to approach the problem. www.mathscareers.org.uk Attend maths club every day in W10.

Who Can I Contact?	Head of Maths	Mr Hinds	
	Teachers of Y11 Maths	Mr Bennett Mr Cook Mrs Evans Mr Hinds Miss Loi	Mr Nagra Mr O'Driscoll Mr Rahman Mr Shah Mr Tilk

Woodbridge High School Curriculum Overview

Year 11 – Science: Biology (GCSE)



	Curriculum Content	Suggested Reading or Extension Activities
Half Term 1 (Jun – Jul)	<ul style="list-style-type: none"> Ecology and the environment – Ecosystems and sampling Feeding relationships Cycles of life (Carbon, water, nitrogen) Pollution 	KS4 bitesize website to find extra information/resources/activities on topics. Self-assessments are also available to assess knowledge.
Half Term 2 (Sep – Oct)	<ul style="list-style-type: none"> Homeostasis Excretion and the urinary system Kidneys and the Nephron 	
Half Term 3 (Nov-Dec)	<ul style="list-style-type: none"> Coordination and response – The nervous system Structure and function of the eye Plant responses Hormones and messages 	Research a neurological disease, E.G. MS/ MD. Create a leaflet to place in doctors surgery. Could also include effects of drugs on system.
Half Term 4 (Jan-Feb)	<ul style="list-style-type: none"> Sexual and asexual reproduction Human reproductive system Reproductive system in plants Seed germination 	
Half Term 5 (Feb-Mar)	<ul style="list-style-type: none"> Inheritance Structure and function of DNA Mitosis and Meiosis Variation and evolution 	
Half Term 6 (Apr-May)	<ul style="list-style-type: none"> Uses of Biological resources – food production Selective breeding and genetic engineering Use of microorganisms Cloning plants and animals 	Research newspaper/ online articles based around cloning and Dolly the sheep. Bring articles into lesson to discuss.


Examples of Home Learning Tasks	Research from Collins online learning, examples - Pupils to list all the different types of sampling methods and describe methods of each technique, flow diagram of selective breeding, genetic engineering and cloning procedures, draw annotated diagrams of the urinary system and describe the function of the different components of the eye.
Assessment Tasks, Methods & Frequency	End of topic progress assessments, termly progress checks and in class peer assessment tasks. Practical write ups are also assessed at least once per term.
Equipment Which Students Need	Pen, pencil, ruler, rubber, scientific calculator.

Parents / Carers can help their child by:	<ul style="list-style-type: none"> Ensuring they learn their keyword definitions Encouraging them to use the online textbook for revision before assessments
Useful Websites	www.CollinsOnlineLearning.co.uk allows access to all 3 subject textbooks Student Username: 695pupil Student Password: kj62
Extra-curricular Activities	<ul style="list-style-type: none"> Work alongside Science teachers and help out in Science club to gain better practical skills. Volunteer to become a year 8 Science tutor during registration.

Who Can I Contact?	Head of Science	Ms Tew	
	Head of Biology	Ms Boparai	
	Teachers of Y11 Biology	Ms Boparai Ms Khan Ms Khudeza	Ms McIntosh Miss Plumb

Woodbridge High School Curriculum Overview

Year 11 – Science: Chemistry (GCSE)

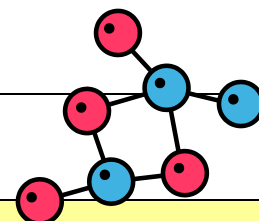


	Curriculum Content		Suggested Reading or Extension Activities
Half Term 1 (Jun – Jul)	<ul style="list-style-type: none"> Organic Chemistry Ethanol Polymers Isomerism 		On line textbook pages: p 191-200 p 295-301 p 179-180
Half Term 2 (Sep – Oct)	<ul style="list-style-type: none"> Ion testing Cations Anions Gases 		On line textbook pages: p160-167
Half Term 3 (Nov-Dec)	<ul style="list-style-type: none"> Equilibria and energetics Industrial Chemistry 	<ul style="list-style-type: none"> Equilibria and energetics Industrial Chemistry 	On line textbook pages: p252-260 p223-230
	DOUBLE CERTIFICATE	TRIPLE SCIENCE	
Half Term 4 (Jan-Feb)	<ul style="list-style-type: none"> Haber process Electrolysis Molten substances Ionic half equations Titrations 	<ul style="list-style-type: none"> Haber and Contact process Electrolysis Molten and aqueous solutions Quantitative electrolysis Electrolysis of brine 	On line textbook pages: p 302-303 pp304-306 p 90-101 p 307-308
Half Term 5 (Feb-Mar)	<ul style="list-style-type: none"> Calculations Revision 	<ul style="list-style-type: none"> Titrations and calculations Revision 	On line textbook pages: p 211, 213-214, 219
Half Term 6 (Apr-May)	<ul style="list-style-type: none"> Revision 	<ul style="list-style-type: none"> Revision 	



Examples of Home Learning Tasks	Research on topics, writing experimental methods, writing chemical equations, learning key words, revising and learning facts.
Assessment Tasks, Methods & Frequency	Tasks such as graph drawing and method writing as appropriate, mini tests and full tests on topics and previous work approximately termly and as required by the reporting calendar.
Equipment Which Students Need	Pen, pencil, ruler, eraser, calculator and supplied exercise book to be brought to every lesson.



Parents / Carers can help their child by:	<ul style="list-style-type: none"> Ensuring they learn their keyword definitions Encouraging them to use the online textbook for revision before assessments
Useful Websites	www.CollinsOnlineLearning.co.uk allows access to all 3 subject textbooks Student Username: 695pupil Student Password: kj62
Extra-curricular Activities	<ul style="list-style-type: none"> Use website : rsc.org/learnchemistry for extra information etc Follow any science issues in the news



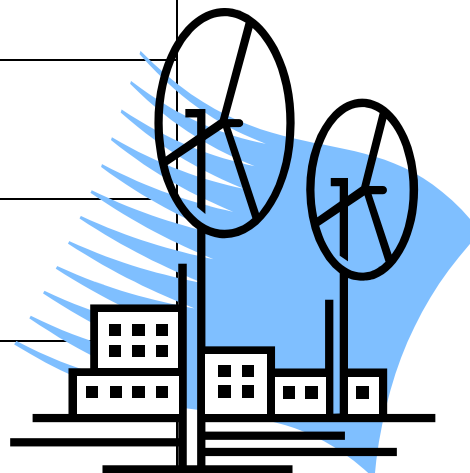
Who Can I Contact?	Head of Science	Ms Tew	
	Head of Chemistry	Mrs Pond	
	Teachers of Y11 Chemistry	Mr Alam Mr Esop Mrs Laurent	Mrs Pond Ms Tew

Woodbridge High School Curriculum Overview

Year 11 – Science: Physics (GCSE)




	Curriculum Content	Suggested Reading or Extension Activities
Half Term 1 (Jun – Jul)	<ul style="list-style-type: none"> Energy transfer 	Edexcel Certificate International GCSE Physics Revision Guide and workbook. Collins online textbook.
Half Term 2 (Sep – Oct)	<ul style="list-style-type: none"> Electromagnetism 	
Half Term 3 (Nov-Dec)	<ul style="list-style-type: none"> Revision –Solids, Liquids, Gases Revision - Waves 	
Half Term 4 (Jan-Feb)	<ul style="list-style-type: none"> Revision - Radioactivity Revision- Electricity Revision- Energy transfers 	
Half Term 5 (Feb-Mar)	<ul style="list-style-type: none"> Revision -Forces Revision - Electromagnetism 	
Half Term 6 (Apr-May)	<ul style="list-style-type: none"> Exam practice and ‘long answer questions’ 	



Examples of Home Learning Tasks	Research, plotting data onto graphs, write a method to carry out an experiment, evaluate data from a graph, solve physics problems.
Assessment Tasks, Methods & Frequency	Recall key formulae, solve physics problems. In class every half term.
Equipment Which Students Need	Pens, pencil, ruler, scientific calculator.



Parents / Carers can help their child by:	<ul style="list-style-type: none"> Ensuring they learn their keyword definitions Encouraging them to use the online textbook for revision before assessments
Useful Websites	www.CollinsOnlineLearning.co.uk allows access to all 3 subject textbooks Student Username: 695pupil Student Password: kj62
Extra-curricular Activities	<ul style="list-style-type: none"> Watching scientific shows from the BBC Trips where appropriate Guest speakers



Who Can I Contact?	Head of Science	Ms Tew	
	Head of Physics	Mr Barry	
	Teachers of Y10 Physics	Mr Barry Mr Lennox	Mr Rumjaun Ms Verma

Woodbridge High School Curriculum Overview

Year 11 – Art, Craft & Design (GCSE)



		Curriculum Content	Extension Activities
Half Term 1 (Jun – Jul)	PORTRAITS CONTINUED: Students will continue with the portrait project using skills learnt to develop their work in a more personal and individual way. This project will conclude when students complete a mock exam in December.	<ul style="list-style-type: none"> Critical development – exploring media and techniques directly linked to a range of artists. 	All students will have extension activities in their homework trackers at the back of their sketchbooks. Individual tasks set by teachers.
Half Term 2 (Sep – Oct)		<ul style="list-style-type: none"> Critical development – continued. Independent work - Mock exam papers handed out. Students to choose a theme and begin to work through the assessment objectives methodically. 	
Half Term 3 (Nov-Dec)		<ul style="list-style-type: none"> Independent work - Mock exam prep continued. Personal and individual ideas and exploration of media. Work should be self-directed with minimal teacher support in order to prepare students for the real exam. Mock Exam – 10 hours. Students will produce a final piece of work in their choice of media. 	
Half Term 4 (Jan-Feb)	EXAM PROJECT: The work produced during this period is worth $\frac{3}{4}$ of the final grade with the 10 hour exam concluding the last $\frac{1}{4}$. In May there will be a short period of time for students to revisit their coursework projects and improve.	<ul style="list-style-type: none"> Review and reflect – students to review the mock exam GCSE EXAM. Making informed decisions – which exam question will show your skills to the best of your ability? Identify and record starting points – students to identify sources that are relevant to their exam question and complete observations. 	We would expect at this stage in the GCSE that students will also be able to self-direct extension work and be more independent.
Half Term 5 (Feb-Mar)		<ul style="list-style-type: none"> Research, select and analyze relevant artists. Explore ideas and various media techniques. Sustained focus on main idea and refine. 	
Half Term 6 (Apr-May)		<ul style="list-style-type: none"> GCSE EXAM – 10 hours. Students will produce a final piece of work in their choice of media. Review and refine coursework. 	

Examples of Home Learning Tasks	<ul style="list-style-type: none"> Research and explore a range of portrait artists that inspire you. Complete observational drawings/ take photographs and collect sources. Explore composition ideas that you wish to consider for your exam. Review your sketchbook and set individual targets of your own.
----------------------------------------	----------------------------------------------------------------------------------------------------------------------------------------------------------------------------------------------------------------------------------------------------------------------------------------------------------------------------------------------------------

Assessment Tasks, Methods & Frequency Students will be assessed in a variety of ways.	<p>Lessons – Questioning, individual feedback, peer and self-assessment, reflective and reviewing lessons.</p> <p>Sketch books – students will receive effort & progress marks for home learning with written feedback and suggested areas for improvement weekly.</p> <p>Student Tracker sheets – Students will receive marks against AQA assessment objectives with predicted grades four times throughout the year (including the mock exam). Individual targets and written feedback will be provided.</p>
-----------------------------------------------------------------------------------------------------	-----------------------------------------------------------------------------------------------------------------------------------------------------------------------------------------------------------------------------------------------------------------------------------------------------------------------------------------------------------------------------------------------------------------------------------------------------------------------------------------------------------------------------------------

Equipment Which Students Need	<p>Essentials: A3 sketchbook, HB, 2B and 4B pencils, rubber, long 30 cm ruler, sharpener, glue stick, a black fine liner pen.</p> <p>Desired: Good quality blending colour pencils, a tin of water colours, a set of acrylic paints, a range of brushes and an A3 carry case/ portfolio.</p>
--------------------------------------	------------------------------------------------------------------------------------------------------------------------------------------------------------------------------------------------------------------------------------------------------------------------------------------------------------

Parents / Carers can help their child by:	<ul style="list-style-type: none"> Ensure students bring their equipment and sketchbook to every lesson. Encourage students to visit galleries, museums and places of interest. Ensure students meet deadlines and encourage regular attendance to GCSE club.
--------------------------------------------------	------------------------------------------------------------------------------------------------------------------------------------------------------------------------------------------------------------------------------------------------------------------------------------------------


Useful Websites	<ul style="list-style-type: none"> www.gettyimages.co.uk www.npg.org.uk www.tate.org.uk www.saatchigallery.com
------------------------	-----------------------------------------------------------------------------------------------------------------------------------------------------------------------------------------------------------------------------------------------------------------------------------------------

Extra-curricular Activities	<ul style="list-style-type: none"> GCSE club runs twice a week after school with Miss Ward and Miss Shorvon. Possible Artist led workshop.
------------------------------------	--------------------------------------------------------------------------------------------------------------------------------------------------------------------

Who Can I Contact?	Head of Art	Miss Ward
	Teachers of Y11 Art	Miss Shorvon Miss Ward

Woodbridge High School Curriculum Overview

Year 11 – Business Studies (GCSE)



	Curriculum Content	Suggested Reading or Extension Activities
Half Term 1 (Jun – Jul)	<ul style="list-style-type: none"> Types of Production Division of Labour Specialism Productivity Lean Production 	Textbook Page 252-259 Assessment Activities: -Exam Questions (Page 285-259) /
Half Term 2 (Sep – Oct)	<ul style="list-style-type: none"> Costs, revenue and profit Price elasticity Capacity Economies of scale 	Textbook Page 267-288 Assessment Activities: -Exam Questions (Page 284-288)
Half Term 3 (Nov-Dec)	<ul style="list-style-type: none"> Return on investment Risk and reward Dividends 	Textbook Page 304-314
Half Term 4 (Jan-Feb)	<ul style="list-style-type: none"> Sole Expenditure Cash flow forecast Positive flow Negative flow 	Textbook Page 315-324 Assessment Activities: -Exam Questions (Page 323)
Half Term 5 (Feb-Mar)	<ul style="list-style-type: none"> Perfect competition Monopoly Monopolist Patents 	Textbook Page 325-335 Assessment Activities: -Exam Questions (Page 334)
Half Term 6 (Apr-May)	<ul style="list-style-type: none"> Developing economies Exports & Imports Innovation, Productivity, Value added Infrastructure 	Textbook Page 344-353 Assessment Activities: -Exam Questions (Page 352)

Examples of Home Learning Tasks	<ul style="list-style-type: none"> Research job production. Give three examples of items made via the job production process and explain how they are made? Outline the advantages and disadvantages of job production? Identify an item, where job production would not be the most efficient method of production. Explain the reasons for your choice and recommend a more suitable method of production in this instance.
---------------------------------	-------------------------------------------------------------------------------------------------------------------------------------------------------------------------------------------------------------------------------------------------------------------------------------------------------------------------------------------------------------------------------------------------------------------------------------------------------------------------

Assessment Tasks, Methods & Frequency	<ul style="list-style-type: none"> Progress test every 3 weeks with feedback and target for improvement. Assessed home learning every 2 weeks with feedback and target for improvement.
---------------------------------------	-----------------------------------------------------------------------------------------------------------------------------------------------------------------------------------------------------------------

Equipment Which Students Need	Exercise books, different coloured biro pens, pencil, ruler, rubber, calculator, homework planner, access to OCR GCSE textbook.
-------------------------------	---------------------------------------------------------------------------------------------------------------------------------

Parents / Carers can help their child by:	<ul style="list-style-type: none"> Ensuring H/L is completed on time and to best of student's ability. Being aware of current targets student has and to facilitate achievement..
-------------------------------------------	-----------------------------------------------------------------------------------------------------------------------------------------------------------------------------------------------------------

Useful Websites	http://www.bbc.co.uk/schools/gcsebitesize/
-----------------	-----------------------------------------------------------------------------------------------------

Extra-curricular Activities	<ul style="list-style-type: none"> Aiming High Business Trips Debating society
-----------------------------	-----------------------------------------------------------------------------------------------------------------



Who Can I Contact?	Head of Business Studies	Mr Rahman
	Teachers of Y11 Business Studies	Ms Aftab Mr Hussain

Woodbridge High School Curriculum Overview

Year 11 – Business Studies (BTEC)



	Curriculum Content	Suggested Reading or Extension Activities
Half Term 1 (Jun – Jul)	Introducing retail business In this unit, you will gain an understanding of the ways in which retailing has developed in the UK. Learning aims: <ul style="list-style-type: none"> • Explore the structure and organisation of retail business • Investigate the relationship between retail business and the external environment. 	<i>BTEC Level 2 First Business Student Book</i> (Pearson, 2009) www.bized.co.uk
Half Term 2 (Sep – Oct)		
Half Term 3 (Nov-Dec)	Providing business support This unit will introduce the overarching purpose of providing business support, irrespective of the size of the business concerned. Learning aims: <ul style="list-style-type: none"> • Understand the purpose of providing business support • Use office equipment safely for different purposes 	<i>BTEC Level 2 First Business Student Book</i> (Pearson, 2009) www.bized.co.uk
Half Term 4 (Jan-Feb)		
Half Term 5 (Feb-Mar)	Recruitment, selection and employment In this unit you will be introduced to the variety of job roles that exist within businesses. Learning aims: <ul style="list-style-type: none"> • Know about job roles and functional areas in business • Produce documentation for specific job roles 	<i>BTEC Level 2 First Business Student Book</i> (Pearson, 2009) www.bized.co.uk
Half Term 6 (Apr-May)		


Examples of Home Learning Tasks	Produce an information sheet to describe the financial planning issues that can affect the preparation for your business.
Assessment Tasks, Methods & Frequency	Assignments (Every 2 weeks) Class tests (At the end of each topic)
Equipment Which Students Need	Book Pen Ruler
Parents / Carers can help their child by:	<ul style="list-style-type: none"> • Ensuring that all home learning is completed
Useful Websites	<ul style="list-style-type: none"> • GCSE Bite size • Business Online • BBC News
Extra-curricular Activities	<ul style="list-style-type: none"> • Wider reading – Reading the business section on BBC news or other newspapers/online



Who Can I Contact?	Head of Business Studies	Mr Rahman
	Teachers of Y11 Business Studies	Miss Aftab Miss Iyengar

Woodbridge High School Curriculum Overview

Year 11 – Child Development (GCSE)



	Curriculum Content	Coursework
Half Term 1 (Jun – Jul)	Unit 1: Parenthood <ul style="list-style-type: none"> Types of Families Family Planning Preparing for the Baby 	
Half Term 2 (Sep – Oct)	<ul style="list-style-type: none"> Safety Preventing Accidents Outdoor Safety Pet Safety 	Choose your topic for your research task. Plan the primary and secondary research you intend to complete. Start collecting information.
Half Term 3 (Nov-Dec)	Unit 2: Pregnancy <ul style="list-style-type: none"> Reproduction Contraception Conception Development of the Foetus Pre-conceptual Care 	Select important information for your leaflet based on your chosen topic from your secondary information. Complete 2 pieces of Primary Research. Evaluate both of primary and secondary research.
Half Term 4 (Jan-Feb)	<ul style="list-style-type: none"> Genetic Counselling Signs and Testing for Pregnancy Antenatal Care Testing During Pregnancy Screening and Diagnostic Tests 	Create a mock of the leaflet you plan to make. Create leaflet. Get feedback on your leaflet and evaluate.
Half Term 5 (Feb-Mar)	<ul style="list-style-type: none"> Healthy Lifestyle during Pregnancy The Birth Pain Relief The newborn baby Post-natal care 	
Half Term 6 (Apr-May)	Revision <ul style="list-style-type: none"> Revision PowerPoints Mock Exams Practice Exam Questions 	

Examples of Home Learning Tasks	<ul style="list-style-type: none"> Exam style question and answer Primary Research for Research Task
Assessment Tasks, Methods & Frequency	<ul style="list-style-type: none"> Coursework completed consistently throughout the year. End of unit mock exam Marking of H/L questions
Equipment Which Students Need	Students must have access to a child aged 4 and under in order to complete their child study. Stationary Equipment: pens, pencils, ruler

Parents / Carers can help their child by:	<ul style="list-style-type: none"> Supervise carrying out of primary research for research task Time management of revision
Useful Websites	<ul style="list-style-type: none"> www.nhs.uk/Tools/Pages/birthtofive.aspx/close www.ask-nanny.com/child-development.html www.kidshealth.org
Extra-curricular Activities	<ul style="list-style-type: none"> Revision Session Lunch time and afterschool help session Trips: Westfield for Primary Research


Who Can I Contact?	Head of Health and Social Care	Ms Kersten	
	Teachers of Y11 Child Development	Ms Griffiths	Ms Kersten

Woodbridge High School Curriculum Overview

Year 11 – Computing (GCSE)



	Curriculum Content	Suggested Reading or Extension Activities
Half Term 1 (Jun – Jul)	Controlled Assessment – A453 Programming Project Python Programming <ul style="list-style-type: none"> • Software Development • Refining & Testing • Evaluating software performance 	Play 2048 Create a mobile phone app to convert binary to denary
Half Term 2 (Sep – Oct)	Introduction to Unit A451 (Exam) – Computer systems and programming <ul style="list-style-type: none"> • Binary logic, binary & hexadecimal • Computer memory • Persistent memory 	Program a hexadecimal calculator Play CISCO binary game
Half Term 3 (Nov-Dec)	Introduction to Unit A451 (Exam) – Computer systems and programming <ul style="list-style-type: none"> • Storing images, sound & data as digital data • Software – firewalls & antivirus • Theory Mock exam 	Research the history of games consoles & recent rise of casual gaming
Half Term 4 (Jan-Feb)	<ul style="list-style-type: none"> • Algorithms – problem abstraction & algorithm design • Computer networks: client-server & peer-to-peer • IP addressing & MAC addressing 	Research why MEGA & Kim Dotcom use encryption Watch The Social Network
Half Term 5 (Feb-Mar)	<ul style="list-style-type: none"> • How the internet works – website addresses, mail / webpage / file transfer protocols • Networking hardware – modems / switches / routers 	Buy an internet domain name and set up your own website
Half Term 6 (Apr-May)	<ul style="list-style-type: none"> • Revision for Unit 1 (Exam) – Living in the Digital World 	Web addresses are under £10/yr and hosting can be free

Examples of Home Learning Tasks	Practice programming skills to develop Controlled Assessment task Investigate how customer data is stored and processed by amazon.co.uk Survey 10 adults' views on using ebay compared to ocado.com
Assessment Tasks, Methods & Frequency	Feedback to pupils during exam preparation & skills prior to Controlled Assessment task for each unit. Written feedback 3-4 weeks. Controlled Assessment – to be completed in lesson time: pupils to complete set exam board scenario.
Equipment Which Students Need	Pen, pencil, ruler eraser 


Parents / Carers can help their child by:	<ul style="list-style-type: none"> • Purchasing revision guide & student workbook (discount available via school) • Stick Coursework deadlines schedule to the fridge & discuss with pupils as deadlines approach • Email contactict@woodbridge.redbridge.sch.uk if you have questions/queries
Useful Websites	<ul style="list-style-type: none"> • http://www.teach-ict.com/gcse_computing.html • http://voyager.egglescliffe.org.uk/mwc/mukoku/
Extra-curricular Activities	<ul style="list-style-type: none"> • Code Club at Churchfields –volunteer to help teach KS2 pupils to code • Watch BBC Click (available online on BBC iPlayer) each week

Who Can I Contact?	Head of ICT & Computing	Mr Martin
	Teachers of Y11 ICT & Computing	Mr Martin


Woodbridge High School Curriculum Overview

Year 11– Design & Technology: Food Technology (GCSE)



	Curriculum Content	Suggested Reading or Extension Activities
Half Term 1 (Jun – Jul)	<p>In year 11, pupils work on a controlled assessment for most of the year. This is a Design and Make task worth 60% of the final GCSE grade. After the controlled assessment is completed.</p> <ul style="list-style-type: none"> • Unit 1 – Written Paper <ul style="list-style-type: none"> ○ 2 hours 120 marks - 40% ○ Candidates answer all questions in two sections ○ Pre-release material issued • Unit 2 – Design and Making Practice <ul style="list-style-type: none"> ○ Approximately 45 hours - 90 marks - 60% ○ Consists of a single design and make activity from a range of board set tasks 	Reading articles from a quality newspaper or their online equivalent or from the BBC news website.
Half Term 2 (Sep – Oct)		BBC website GCSE Bitesize.
Half Term 3 (Nov-Dec)		Wider reading of food manufacturing processes.
Half Term 4 (Jan-Feb)		
Half Term 5 (Feb-Mar)		
Half Term 6 (Apr-May)		

Examples of Home Learning Tasks	Essays, research project and wider reading.
Assessment Tasks, Methods & Frequency	Controlled assessments run regularly and mock exams as appropriate.
Equipment Which Students Need	Pupils will be provided with booklets and texts.


Parents / Carers can help their child by:	<ul style="list-style-type: none"> • Ensuring that pupils read regularly and widely text around advancements in food processes and manufacture. 	
Useful Websites	<ul style="list-style-type: none"> • BBC Bitesize 	
Extra-curricular Activities	<ul style="list-style-type: none"> • Cooking Club • Lunchtime study support Club 	

Who Can I Contact?	Head of Design & Technology	Mr Wilson
	Teachers of Y11 Food Technology	Mrs Addae

Woodbridge High School Curriculum Overview


Year 11 – Design & Technology: Graphics (GCSE)



	Curriculum Content	Suggested Reading or Extension Activities
Half Term 1 (Jun – Jul)	Students commence their final controlled assessment – Unit A533- Making Quality Products.	Reading articles from a quality newspaper or their online equivalent or from the BBC news website.
Half Term 2 (Sep – Oct)	Students will need to produce – <ul style="list-style-type: none"> • A production plan including design specification • A number of concise worksheets or design presentation boards (A3, A4 or digital equivalent) showing design development, modeling, testing and evaluation including annotations of materials, machinery and working practices. 	BBC website: GCSE Bitesize
Half Term 3 (Nov – Dec)	(Students should aim to include the use of ICT to support their designing process.)	
Half Term 4 (Jan – Feb)	<ul style="list-style-type: none"> • A product which can be evaluated 	<ul style="list-style-type: none"> • Wider reading of card manufacturing processes. • Production of Questionnaires. • Conducting surveys. • Analyzing data. • Review of past examination papers. • BBC website and other online resources. • Continued research on the Lamination of Card. • Printing processes.
Half Term 5 (Mar- Apr)	Students complete <i>Unit A535 – Sustainability & Technical aspects of Desing & Making – 1 ½ hours – Examination</i>	
Half Term 6 (Apr – May)	Mock examination	

Examples of Home Learning Tasks	Essays, research project and wider reading around a themed topic.
Assessment Tasks, Methods & Frequency	Controlled assessments run regularly and mock exams as appropriate.
Equipment Which Students Need	Pupils will be provided with booklets and texts.


Parents / Carers can help their child by:	<ul style="list-style-type: none"> • Ensuring that pupils read regularly and widely text around advancements in smart materials and graphic manufacturing.
Useful Websites	<ul style="list-style-type: none"> • BBC Bitesize
Extra-curricular Activities	<ul style="list-style-type: none"> • Graphics Club • Lunchtime study support Club



Who Can I Contact?	Head of Design & Technology	Mr Wilson
	Teachers of Y11 Graphics	Miss Gentry

Woodbridge High School Curriculum Overview

Year 11 – Design & Technology: Product Design (GCSE)



	Curriculum Content	Suggested Reading or Extension Activities
Half Term 1 (Jun – Jul)	Introduction to GCSE: <ul style="list-style-type: none"> Structure of the course Controlled assessment requirements 	Reading articles from a quality newspaper or their online equivalent or from the BBC news website. BBC website GCSE Bitesize. Wider reading around:- <ul style="list-style-type: none"> Materials Characteristics Manufacturing processes
Half Term 2 (Sep – Oct)	GCSE Product Design (year 11 course) The course consists of 4 components: <ul style="list-style-type: none"> Developing and Applying Design Skills Designing and Making Innovation Challenge Making, Testing and Marketing Products Designing Influences (written examination component) 	
Half Term 3 (Nov -Dec)		
Half Term 4 (Jan-Feb)	In year 11, students are involved in:	
Half Term 5 (Feb-Mar)	<ul style="list-style-type: none"> Focused practical work Developing and applying their design skills Preparation for the designing and making innovation challenge 	
Half Term 6 (Apr-May)	<ul style="list-style-type: none"> Making, testing and marketing products Preparation for the final written component: design influences 	



Examples of Home Learning Tasks	Research project, investigations into materials characteristics, surveys and wider reading.
Assessment Tasks, Methods & Frequency	Controlled assessments run regularly and mock exams as appropriate.
Equipment Which Students Need	Pupils will be provided with booklets and texts.



Parents / Carers can help their child by:	<ul style="list-style-type: none"> Ensuring that pupils read regularly and widely, design publications and newspaper supplements Food ingredients for practical lessons. Fully equipped pencil case Access to a computer/internet
Useful Websites	<ul style="list-style-type: none"> BBC Bitesize
Extra-curricular Activities	<ul style="list-style-type: none"> Study support sessions at lunchtime & afterschool. Encouraging students to read Design supplements in newspapers. Visit museums – <ul style="list-style-type: none"> Design Museum Science Museum The British Museum Museum of Brands, Packaging & Advertising Victoria & Albert Museum



Who Can I Contact?	Head of Design & Technology	Mr Wilson
	Teachers of Y11 Product Design	Ms Dennis Mr O'Brien Mr Wilson

Woodbridge High School Curriculum Overview

Year 11 – Drama (GCSE)



	Curriculum Content	Suggested Reading or Extension Activities
Half Term 1 (Jun – Jul)	Unit 1 <ul style="list-style-type: none"> Present the performance Reflect and review the process Write a report on the ideas, process and performance. 	<p>Experiencing drama is the best way to develop and extend ideas.</p> <p>Visiting the theatre is a great extension to the in class experience.</p> <p>There are many performances both locally and beyond that capture and show new ideas and ways to tell stories.</p> <p>One of the easiest to access is Redbridge Drama Centre.</p> <p>Alongside visiting is to take part in extra-curricular drama both in school and outside.</p> <p>We run lunchtime and after-school clubs.</p> <p>We offer opportunities to perform in school and hope to continue this. This includes the annual school production.</p>
Half Term 2 (Sep – Oct)	Unit 3 preparation <ul style="list-style-type: none"> Engage with the set text Understand the context and devices needed to develop Collate the identified information 	
Half Term 3 (Nov-Dec)	Unit 2 preparation <ul style="list-style-type: none"> Explore extracts of script Develop the needed skills 	
Half Term 4 (Jan-Feb)	<ul style="list-style-type: none"> Work collaboratively to develop the ideas Refine the final script 	
Half Term 5 (Feb-Mar)	Unit 2 <ul style="list-style-type: none"> Refine the final script Evaluate the final performance Prepare for the external exam 	
Half Term 6 (Apr-May)	Unit 3 <ul style="list-style-type: none"> Recall the text Collate the needed information Structure and develop ability to meet the needs of the questions. 	



Examples of Home Learning Tasks	Research and develop knowledge of the skills, characters roles Reading plays Theatre trips Learning lines, planning performances Rehearsal and development of performance	
Assessment Tasks, Methods & Frequency	All Schemes of Learning have an end performance that is assessed. Within class we reflect on what has been created and discuss how skills and techniques could be further developed.	
Equipment Which Students Need	Asked to bring in props to enhance a performance	

Parents / Carers can help their child by:	<ul style="list-style-type: none"> Visit the theatre or watching these on television Help with the learning of lines and present the monologues and scenes to you Identify potential props that could be used in a performance 	
Useful Websites	<ul style="list-style-type: none"> www.bbc.co.uk/schools/gcsebitesize/drama/drama_wjec www.vam.ac.uk/page/t/theatre-and-performance/ www.nationaltheatre.org.uk/discover-more www.redbridgedramacentre.co.uk/ 	
Extra-curricular Activities	<ul style="list-style-type: none"> Lunchtime and After-school Clubs Whole school production Theatre trips 	

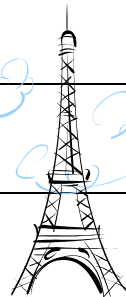
Who Can I Contact?	Head of Drama	Ms Cranwell
	Teachers of Y11 Drama	Ms Cox

Woodbridge High School Curriculum Overview

Year 11 – French (GCSE)



	Curriculum Content	Suggested Reading or Activities
Half Term 1 (Jun – Jul)	<ul style="list-style-type: none"> Describing your town and what you can do there Giving and understanding directions Discussing advantages and disadvantages of your area Saying how your area has changed/will change 	Research an area or town in France. http://www.linternaute.com/ville/index/villes
Half Term 2 (Sep – Oct)	<ul style="list-style-type: none"> Life in French speaking countries Discussing weather and transport Describing future, past and ideal holidays Dealing with problems while on holiday 	Go on the following website and plan your dream holiday http://www.officiel-des-vacances.com/
Half Term 3 (Nov-Dec)	<ul style="list-style-type: none"> Describing your diet and fitness Understanding health problems Describing an accident Discussing problems and stress facing young people 	Complete online quizzes about your health and lifestyle and note new vocabulary.
Half Term 4 (Jan-Feb)	<ul style="list-style-type: none"> Discussing global problems Giving opinions on environmental issues Describing the social and environmental problems in your area Understand news and disaster stories 	Watch and read the news in French and write a summary of one of the articles. http://www.tv5.org/cms/chaine-francophone/info/p-1909-L-actualite-en-video.htm
Half Term 5 (Feb-Mar)	<ul style="list-style-type: none"> Preparation and practice for the speaking exam Revision of topics from Y10 Focus on writing skills and practice 	Go on www.linguascope.com → intermediate to extend your vocabulary on the different topics
Half Term 6 (Apr-May)	<ul style="list-style-type: none"> Revision and preparation for the speaking exam Time past paper practice. 	http://1jour1actu.com/ Read and comment on different news articles.



Examples of Home Learning Tasks	Learning key vocabulary and verbs Writing articles/letters/emails/blogs Preparing answers to key topic questions for the speaking exam
Assessment Tasks, Methods & Frequency	Half-termly assessments in two of the following skills: reading, writing, speaking, listening Frequent mini verb and vocabulary tests Mock Exam on all skills in November
Equipment Which Students Need	French dictionary and verb tables Access to the internet Pens, rulers, glue, highlighters






Parents / Carers can help their child by:	<ul style="list-style-type: none"> Quizzing their child on key vocabulary learnt Practicing the key speaking questions with their child Encouraging children to watch films in French and listen to French radio
Useful Websites	<ul style="list-style-type: none"> www.zut.org.uk – practice in all skills on the different topics www.languagesonline.org.uk – grammar explanations and practice www.wordreference.com – online dictionary www.vocabexpress.com – online revision and practice of key vocabulary
Extra-curricular Activities	<ul style="list-style-type: none"> Etoiles Club for those students aiming for the top grades French film Fridays Visit to Paris in October

Who Can I Contact?	Head of French	Ms Gape	
	Teachers of Y11 French	Ms Gape Miss Jacob Miss Moroz	Mr Samuels Miss Zmirou

Woodbridge High School Curriculum Overview

Year 11 – Geography (GCSE)



	Curriculum Content	Suggested Reading or Extension Activities
Half Term 1 (Jun – Jul)	Economic Activity - (Questions for Investigation) 1. What is meant by 'development'? 2. How and why are there variations between the employment structures of different countries?	<i>More Less First Finest</i> Revision Guides Quality News Articles
Half Term 2 (Sep – Oct)	Settlement fieldwork 1. <i>How well does your chosen settlement fit urban land use models?</i> (Waltham Abbey) 2. Write up 16hrs controlled assessment	Research urban models
Half Term 3 (Nov-Dec)	Economic Activity - (Questions for Investigation) 1. What determines the location of different economic activities? 2. How do MNC's affect Development? 3. How can economic activity affect the physical environment at a variety of scales, including global?	<i>More Less First Finest</i> Revision Guides Quality News Articles
Half Term 4 (Jan-Feb)	Rivers- (Questions for Investigation) 1. How do systems ideas help us understand physical processes? 2. How does river flooding illustrate the interaction between natural processes and human activity? 3. What processes and factors are responsible for distinctive landforms within a river basin?	 
Half Term 5 (Feb-Mar)	Coasts- (Questions for Investigation) 1. What processes and factors are responsible for distinctive coastal landforms? 2. Why is the management of coastlines increasingly important?	
Half Term 6 (Apr-May)	Revision / SDME preparation. 1. Geographical Themes Exam Topics: Rivers and Coasts, Population and Settlement, Natural Hazards. 2. SDME exam topic : Economic Activity	

Examples of Home Learning Tasks	<ul style="list-style-type: none"> • Home Learning Questions/Tasks will be emailed to students/parents • Continual Revision (As each topic progresses) • Students will complete unfinished classwork for Home Learning
Assessment Tasks, Methods & Frequency	<ul style="list-style-type: none"> • 28 Mark Past Exam Paper for each Topic • An Sustainable Decision Making Activity will be completed for each topic
Equipment Which Students Need	<ul style="list-style-type: none"> • Full Pencil Case (Including Green Pens and Calculators) • OCR 'B' revision guide and workbook

Parents / Carers can help their child by:	<ul style="list-style-type: none"> • Asking students to teach parents what they've learnt in/out of class • Check students have completed Home Learning • Get students to regularly read/watch the news • Support students in being resilient and lifelong learners
Useful Websites	<ul style="list-style-type: none"> • BBC Bitesize Geography http://www.bbc.co.uk/schools/gcsebitesize/geography/ • Twitter- @WHSGeography https://twitter.com/WHSGeography • Geography All The Way http://www.geographyalltheway.com/ • GeographyPods http://www.geographypods.com/ • DreamTeach Activ http://www.dreamteachactiv.co.uk/ • Get Revising http://getrevising.co.uk/
Extra-curricular Activities	<ul style="list-style-type: none"> • GeogDrop • GeoCaching



Who Can I Contact?	Head of Geography	Mr Steacy-Buck
	Teachers of Y11 Geography	Ms Howe Miss Kong

Mr Steacy-Buck

Woodbridge High School Curriculum Overview

Year 10 – German (GCSE)



	Curriculum Content	Suggested Reading or Extension Activities
Half Term 1 (Jun – Jul)	<ul style="list-style-type: none"> Practice of skills to extract relevant information from reading and listening exam papers Talking about life in the town and rural life Using the future tense/conditional mood to say where you will live/would like to live in the future Travel, transport and directions 	<p>Students should take every opportunity to read and listen to German. They should find out more about Germany.</p>  
Half Term 2 (Sep – Oct)	<ul style="list-style-type: none"> Talking about the type of house you live in Using dual case prepositions to describe rooms Describing your daily routine Talking about things you have/are supposed to do 	
Half Term 3 (Nov-Dec)	<ul style="list-style-type: none"> Talking about your school day Describing facilities in school Discussing school rules Giving opinions about the school uniform 	
Half Term 4 (Jan-Feb)	<ul style="list-style-type: none"> Discussing various jobs and linking personality traits to jobs Saying why you would like to do a particular job Give opinions about work experience Using the conditional to talk about future plans 	
Half Term 5 (Feb-Mar)	<ul style="list-style-type: none"> Preparation and practice for the speaking exam Revision of topics from Y10 Focus on writing skills and practice 	
Half Term 6 (Apr-May)	<ul style="list-style-type: none"> Timed past paper practice Revision and preparation for the speaking exam 	

Examples of Home Learning Tasks	50 word and 150 writing tasks on topic areas studied, e.g 'My ideal school' Vocabulary Learning
Assessment Tasks, Methods & Frequency	Students will be assessed at regular intervals during lessons e.g vocabulary tests and also at the end of every unit studied. Assessment tasks comprise of exam style activities i.e past Reading and Listening Papers and 50 and 150 word writing tasks. Students will also have 3-4 minute long speaking assessments.
Equipment Which Students Need	German exercise book, Edexcel Certificate German vocabulary booklet, German dictionary, highlighter pens

Parents / Carers can help their child by:	<ul style="list-style-type: none"> Listening to prepared questions and answers for speaking exam Vocabulary testing Implementing revision time table
Useful Websites	<ul style="list-style-type: none"> http://www.vocabexpress.com http://aufdeutsch.co.uk http://www.languagesonline.org.uk
Extra-curricular Activities	<ul style="list-style-type: none"> Film club Booster class to practise exam skills

Who Can I Contact?	Head of German	Mrs Turner	
	Teachers of Y10 German	Mrs Turner	Mr Samuels

Woodbridge High School Curriculum Overview

Year 11 – Health and Social Care (Cambridge National)



	Curriculum Content	Suggested Reading or Extension Activities
Half Term 1 (Jun – Jul)	Child Protection <ul style="list-style-type: none"> PIES Development Of Children Ages 0-5 Risk Assessments of Early Years Settings Designing a safe environment 	AQA GCSE Child Development by Brennand and Hall- Unit 4 Development Age 0-5
Half Term 2 (Sep – Oct)	Essential Values of Care (Exam assessed-November) <ul style="list-style-type: none"> Understand how to maintain individual's rights The values of care and how they are applied Impacts of Legislation Personal hygiene, safety and security measures 	OCR Nationals Health and Social Care Level 2 by Angela Fisher- Unit 1 and 4
Half Term 3 (Nov-Dec)	Creative Activities to Support Individuals <ul style="list-style-type: none"> Different types of creative activities Benefits of participating in creative activities 	Health and Social Care Level 2 by Rasheed, Hetherington and Irvine Unit 9 Creative and Therapeutic Activities Read about how different activities can be used to benefit service users.
Half Term 4 (Jan-Feb)	Creative Activities to Support Individuals <ul style="list-style-type: none"> Plan and carry out creative activities Coursework corrections and consolidation. 	
Half Term 5 (Feb-Mar)	Nutrients Needed for Good Health <ul style="list-style-type: none"> Dietary Needs at Different Life Stages Functions and Sources of Nutrients 	BTEC Level 2 Health and Social Care Level 2 by Elizabeth Haworth Unit 11
Half Term 6 (Apr-May)	Nutrients Needed for Good Health <ul style="list-style-type: none"> Dietary Plans for Specific Dietary Needs Produce nutritional meals for specific dietary requirements 	Read about the Impact of Diet on Health



Examples of Home Learning Tasks	Students will be given assignment briefs outlining specific assessment tasks to be completed for each Learning Objective. On average these assignments will take 1-2 weeks to complete. Students will be given time to complete these tasks in class but additional time will be required and therefore these assignments must be completed as home learning.
Assessment Tasks, Methods & Frequency	An exam will be taken in November to assess Unit 21- Essential Values of Care. Practice exam questions will be given as home learning during the Fall Term in preparation.
Equipment Which Students Need	Stationery equipment: pens, pencils, ruler



Parents / Carers can help their child by:	<ul style="list-style-type: none"> Encouraging completion of home learning Encouraging to attend help sessions if they lack understanding of course content
Useful Websites	<ul style="list-style-type: none"> www.nhs.uk www.bbc.co.uk/health/ www.livestrong.com
Extra-curricular Activities	<ul style="list-style-type: none"> Additional help sessions at lunch time and afterschool School trips to reinforce application of course content (i.e. care homes, nurseries)

Who Can I Contact?	Head of Health and Social Care	Ms Kersten
	Teachers of Y11 Health and Social Care	Ms Kersten

Woodbridge High School Curriculum Overview

Year 11 – History (GCSE)



	Curriculum Content	Suggested Reading or Extension Activities
Half Term 1 (Jun – Jul)	<p>Controlled Assessment</p> <p>Unit 4: The development of protest movements:</p> <ul style="list-style-type: none"> Civil Rights; Anti-Vietnam War; Women's Movement; the key events 1945-70 <p>Changes in civil rights and roles of key individuals:</p> <ul style="list-style-type: none"> Martin Luther King, Malcolm X and the Presidents Eisenhower, Kennedy and Johnson 	<p>Roll of Thunder Hear My Cry by Mildred Taylor</p> <p>DVDs – Malcolm X, The Secret Life of Bees, Forest Gump</p>
Half Term 2 (Sep – Oct)	<p>How effective was peaceful protest in securing civil rights in the USA?</p> <ul style="list-style-type: none"> Peaceful protest and the alternatives Complete Section A: Explanation, Section B: Enquiry & Section C: Representations 	
Half Term 3 (Nov-Dec)	<p>Unit 3: Key Topic 1: British Society and economy in the 1950s: an overview</p> <ul style="list-style-type: none"> The family, education and leisure Employment, Immigration 	
Half Term 4 (Jan-Feb)	<p>Key Topic 2: Education, work and Labour relations 1960-79</p> <ul style="list-style-type: none"> Changes in education Changes in employment Labour relations in the 1970s 	
Half Term 5 (Feb-Mar)	<p>Key Topic 3: Media, communications and leisure 1960-79</p> <ul style="list-style-type: none"> Changes in media and entertainment The 'Swinging Sixties' – a media creation Changes in leisure 	<p>White Heat by Dominic Sandbrook</p>
Half Term 6 (Apr-May)	<p>Key Topic 4: Reasons for social Change 1960-79</p> <ul style="list-style-type: none"> Changing social attitudes Social divisions and conflicts The changing role of women 	<p>DVD – Made in Dagenham</p>

Examples of Home Learning Tasks	Research and preparation for Part A, B & C of the Controlled Assessment will largely be completed at home along with completing required notes and plan for these.
Assessment Tasks, Methods & Frequency	For Unit 4: Controlled Assessment (25%) students complete three pieces of written work under exam conditions in school. For Unit 3: Key Topic 1: British Society and economy in the 1950s: an overview, students will complete a mock exam at the end of their course of study.
Equipment Which Students Need	Pen, pencil ruler, rubber, glue, scissors & at least 4 different highlighter pens &/or coloring pencils.

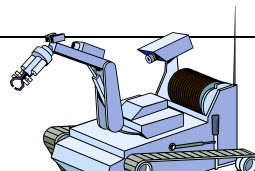
Parents / Carers can help their child by:	<ul style="list-style-type: none"> Encourage wider reading on all the topics Support their revision in the period leading up to their exams by testing them
Useful Websites	<p>http://educationforum.co.uk/GCSEHistory.htm</p> <p>http://getrevising.co.uk/resources/levels/gcse/subjects/history</p> <p>http://www.bbc.co.uk/schools/gcsebitesize/history/</p> <p>http://www.spartacus.schoolnet.co.uk/</p> <p>http://johndclare.net/</p>
Extra-curricular Activities	<ul style="list-style-type: none"> Student led Controlled Assessment support sessions run every lunchtime from September-October Revision sessions running once-twice a week from March leading up to the exams

Who Can I Contact?	Head of History	Mrs Bell	
	Teachers of Y11 History	Mrs Bell Mrs Doig	Mr Laws Mrs Stobbart Miss Whelan

Woodbridge High School Curriculum Overview

Year 11 – ICT (GCSE)



	Curriculum Content	Suggested Reading or Extension Activities
Half Term 1 (Jun – Jul)	Controlled Assessment – Activity 4 <ul style="list-style-type: none"> Complete Evaluation Activity 4 Review & Complete outstanding pieces 	
Half Term 2 (Sep – Oct)	Introduction to Unit 1 (Exam) – Living in the Digital World <ul style="list-style-type: none"> Personal Digital Devices Connectivity – Digital Communications Connectivity – Digital Data 	Compare the availability of internet connections available in 5 places in the UK. What affects internet speed?
Half Term 3 (Nov-Dec)	Unit 1 (Exam) – Living in the Digital World <ul style="list-style-type: none"> Operating online Online goods and services – Shopping online Online goods and services – Gaming Theory Mock exam 	Create a short movie (using MovieMaker) about the difficulties of shopping online
Half Term 4 (Jan-Feb)	<ul style="list-style-type: none"> Online goods and services - Booking systems for travel, leisure and entertainment, Banking & financial services, software as a service Virtual Learning Environment & Online workspaces Social bookmarking 	Find photograph & report on all the input devices in a busy street (e.g. cash machines, pelican crossing...)
Half Term 5 (Feb-Mar)	<ul style="list-style-type: none"> Online Security, Privacy, Health & Safety Legal, ethical & environmental impact of ICT Revision for Unit 1 (Exam) – Living in the Digital World 	Read news stories about Google vs Apple patent rivalry
Half Term 6 (Apr-May)	<ul style="list-style-type: none"> Revision for Unit 1 (Exam) – Living in the Digital World 	

Examples of Home Learning Tasks	Investigate the way that ICT has changed healthcare by interviewing somebody that works as a nurse / doctor / wid-wife
Assessment Tasks, Methods & Frequency	Feedback to pupils during exam preparation & skills prior to Controlled Assessment task for each unit. Written feedback 3-4 weeks. Controlled Assessment – to be completed in lesson time: pupils to complete set exam board scenario.
Equipment Which Students Need	Pen, pencil, ruler eraser

Parents / Carers can help their child by:	<ul style="list-style-type: none"> Purchasing revision guide & student workbook (60% discount available via school) Stick Coursework deadlines schedule to the fridge & discuss with pupils as deadlines approach Email contactict@woodbridge.redbridge.sch.uk if you have questions/queries
Useful Websites	<ul style="list-style-type: none"> www.teach-ict.com www.reviseict.co.uk https://www.thinkuknow.co.uk/14_plus/
Extra-curricular Activities	<ul style="list-style-type: none"> Code Club at Churchfields –volunteer to help teach KS2 pupils to code Watch BBC Click (available online on BBC iPlayer) each week

Who Can I Contact?	Head of ICT & Computing	Mr Martin
	Teachers of Y11 ICT & Computing	Miss Mistry

Woodbridge High School Curriculum Overview

Year 11 –ICT (Cambridge National Award)



	Curriculum Content	Suggested Reading or Extension Activities
Half Term 1 (Jun – Jul)	Unit R007 – Creating Multimedia Products (App/Website development) <ul style="list-style-type: none"> 10 hour controlled assessment scenario on creating multimedia product using apps/websites 	
Half Term 2 (Sep – Oct)	Preparation & skills for Unit R002 – Using ICT to Create Business Solutions <ul style="list-style-type: none"> Desktop Publishing & Image manipulation Mailmerge & Digital communications Data handling (spreadsheet/databases) Standard ways of working digitally 	See Y12 A-level ICT structured tasks from previous year. 40% of AS ICT & similar tasks to this unit. Available from your teacher
Half Term 3 (Nov-Dec)	Unit R002 – Using ICT to Create Business Solutions <ul style="list-style-type: none"> 10 hour controlled assessment scenario on use of ICT (synoptic project) 	
Half Term 4 (Jan-Feb)	Preparation & skills for Unit R001 – Understanding Computer Systems (Exam Unit) <ul style="list-style-type: none"> Applications of ICT Data input methods, data storage and processing 	Find photograph & report on all the input devices in a busy street (e.g. cash machines, pelican crossing...)
Half Term 5 (Feb-Mar)	<ul style="list-style-type: none"> Networking devices (wired & wireless) Legal Aspects of ICT Impact of ICT in Society 	Read news stories about Google vs Apple patent rivalry
Half Term 6 (Apr-May)	Revision & preparation for Unit R001 – Understanding Computer Systems exam	

Examples of Home Learning Tasks	Research appropriate sound/video clips to be used within your project / investigate the copyright constraints related to use of images on your digital product. Design a house style to be used throughout your project development
Assessment Tasks, Methods & Frequency	Feedback to pupils during preparation & skills prior to Controlled Assessment task for each unit. Written feedback 3-4 weeks. Controlled Assessment – 10 hours of lesson time for pupils to complete set exam board scenario.
Equipment Which Students Need	Pen, pencil, ruler eraser




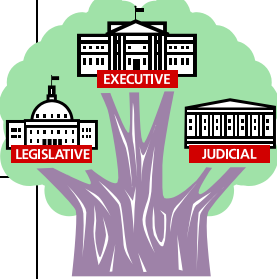


Parents / Carers can help their child by:	<ul style="list-style-type: none"> Stick Coursework deadlines schedule to the fridge & discuss with pupils as deadlines approach Purchasing revision guide & student workbook (discount available via school)
Useful Websites	<ul style="list-style-type: none"> www.teach-ict.com BBC Bitesize www.reviseict.co.uk
Extra-curricular Activities	<ul style="list-style-type: none"> Code Club at Churchfields –volunteer to help teach KS2 pupils to code Watch BBC Click (available online on BBC iPlayer) each week

Who Can I Contact?	Head of ICT & Computing	Mr Martin
	Teachers of Y11 ICT & Computing	Mr Martin

Woodbridge High School Curriculum Overview

Year 11 – Life Studies



	Curriculum Content	Suggested Reading or Extension Activities
<p>During the year, students complete the following units shown here in rotation.</p> <p>Not all students complete the same units at the same time.</p> <p>Please contact the Head of Department for further details</p>	<p>Beliefs and Values</p> <ul style="list-style-type: none"> • Religion and medical ethics • Religion and equality • Religion and peace 	<p>Students should discuss the issues raised during Life Studies with peers, parents and teachers. Discussion and debate are the best way to extend their learning.</p>   
	<p>Rights and Responsibilities</p> <ul style="list-style-type: none"> • Rights and responsibilities of consumers, employers and employees • Forms of government beyond the UK • Individual and collective action and communities • Challenges facing the global community – international disagreements and conflicts 	
	<p>Ourselves and Others</p> <ul style="list-style-type: none"> • Dealing with stress • Healthy work / life balance 	
	<p>Sex and Relationships</p> <ul style="list-style-type: none"> • Variety and difference in relationships – cultural differences, same-sex relationships • Marriage, civil partnership, parenting skills. • The impact of separation, divorce and bereavement in families • Sexual Exploitation • FGM 	
	<p>Enterprise and Finance</p> <ul style="list-style-type: none"> • Personal finance – budgeting and bank accounts • Consumer issues • Tax and public finances • Higher education - finance 	
	<p>Exam Skills</p> <ul style="list-style-type: none"> • Exam skills – memorisation • Exam skills – planning for revision • Exam skills – effective revision 	


Examples of Home Learning Tasks	Home Learning tasks are only occasionally set for Life Studies. Lessons consist of discussion and debate, with some written work.
Assessment Tasks, Methods & Frequency	Assessment is continuous through teacher observation.
Equipment Which Students Need	Pens, pencils, ruler.

Parents / Carers can help their child by:	<ul style="list-style-type: none"> • Discussing and debating the issues raised. • Encouraging students to find out more. • Watching documentaries with their children
--------------------------------------------------	--------------------------------------------------------------------------------------------------------------------------------------------------------------------------------------------------------


Who Can I Contact?	Assistant Headteacher	Miss Année
	Life Studies is taught to Y11 by a range of specialist teachers on a rotation.	

Woodbridge High School Curriculum Overview

Year 11 – Media Studies (GCSE)



	Curriculum Content	Suggested Reading or Extension Activities
Half Term 1 (Jun – Jul)	<ul style="list-style-type: none"> Controlled Assessment 3: Introduction to Music Videos – key concepts, research and planning tasks 	Nelson Thornes AQA Media Studies GCSE (Morris et al) Internet searches on planning/shooting music videos
Half Term 2 (Sep – Oct)	<ul style="list-style-type: none"> Controlled Assessment 3: Music videos – complete research and planning; filming music video 	Analyse lots of music videos from the same genre as yours. Research the conventions of the genre online.
Half Term 3 (Nov-Dec)	<ul style="list-style-type: none"> Controlled Assessment 3: Edit music video. Evaluate practical. 	Revise key media theories around representation, narrative and audience: Uses and Gratifications; the Male Gaze; Propp; Todorov; Maslow
Half Term 4 (Jan-Feb)	<ul style="list-style-type: none"> Controlled Assessment 3: Complete final revisions to year 11 folders. Prepare for exam topic – Television News 	Watch and analyse TV news reports from varied channels and times of day. Research TV news on the internet. Keep up to date with current big news stories
Half Term 5 (Feb-Mar)	<ul style="list-style-type: none"> Prepare for exam topic – Television News 	Watch and analyse TV news reports from varied channels and times of day. Research TV news on the internet. Keep up to date with current big news stories
Half Term 6 (Apr-May)	<ul style="list-style-type: none"> Prepare for exam topic pre-release 	Plan practical tasks around TV news – storyboarding, advertising, script writing



Examples of Home Learning Tasks	Ongoing independent research, planning, production tasks for extended controlled assessment. Audience research questionnaire, analysis of music videos, storyboarding, brainstorming, internet research of conventions of genre conventions
Assessment Tasks, Methods & Frequency	Ongoing – 1 hr per week expected. Students manage their coursework tasks independently
Equipment Which Students Need	Colouring pencils; fine liner pens; glue; scissors; ruler

Parents / Carers can help their child by:	<ul style="list-style-type: none"> Check students are managing independent study and preparation time for controlled assessments; 1 hr home learning per week is expected from Half term 1 in order to complete work to the required standard. This can be research, planning or written tasks but students manage these tasks themselves.
Useful Websites	<ul style="list-style-type: none"> Mediaknowall.com Youtube.com
Extra-curricular Activities	<ul style="list-style-type: none"> Help run International film club (in conjunction with MFL dept)

Who Can I Contact?	Head of Media Studies	Ms Gold
	Teachers of Y11 Media Studies	Miss Aftab Mrs Lynch

Woodbridge High School Curriculum Overview

Year 11 – Music (GCSE)



	Curriculum Content	Suggested Reading or Extension Activities
Half Term 1 (Jun – Jul)	Introduction and Key Skills <ul style="list-style-type: none"> Performing as an ensemble General theory and listening skills Basic composition skills 	Throughout the course: <ul style="list-style-type: none"> Instrumental practice Listening to ClassicFM Teoria.com
Half Term 2 (Sep – Oct)	Area of Study 4 – World Music <ul style="list-style-type: none"> Analysis of set works: Capercaillie, Rag Desh, Yiri Composition skills and a practice composition General theory, performance and listening skills 	World Music: A Very Short Introduction by Philip Bohlman
Half Term 3 (Nov-Dec)	Area of Study 3 – Popular Music in Context <ul style="list-style-type: none"> Analysis of set works: All Blue, Grace, Why Does My Heart Feel So Bad? Planning and starting of Composition 1 General theory, performance and listening skills 	Popular Music Culture: They Key Concepts by Roy Shuker
Half Term 4 (Jan-Feb)	Area of Study 1 – Western Classical Music (1600-1899) <ul style="list-style-type: none"> Analysis of set works: Handel, Mozart Continuation of Composition 1 General theory, performance and listening skills 	The Story of Music by Howard Goodall
Half Term 5 (Feb-Mar)	Areas of Study 1 and 2 – Western Classical and 20th Century <ul style="list-style-type: none"> Analysis of set works: Chopin, Bernstein Final preparation of Composition 1 and Solo performance General theory, performance and listening skills 	The Story of Music by Howard Goodall
Half Term 6 (Apr-May)	Area of Study 2 – Music in the 20th Century <ul style="list-style-type: none"> Analysis of set works: Schoenberg, Reich Deadline for Composition 1 and Solo Performance General theory, performance and listening skills 	The Story of Music by Howard Goodall


Examples of Home Learning Tasks	<ul style="list-style-type: none"> Theory workbook tasks (students will work at different stages depending on their prior theory knowledge) Practice exam questions Listening to set works and other set music 	
Assessment Tasks, Methods & Frequency	<ul style="list-style-type: none"> Progress test at the end of each half term Practice performance every half term 	
Equipment Which Students Need	<ul style="list-style-type: none"> Exercise book and folder General writing equipment Instrument 	

Parents / Carers can help their child by:	<ul style="list-style-type: none"> Listening to classical music stations on the radio and talking about the music Revising factual content on the set works Listening to and encouraging instrumental practice
Useful Websites	<ul style="list-style-type: none"> www.teoria.com (for aural practice) BBC Bitesize www.revisemusic.webs.com (specifically for Woodbridge – maintained by staff)
Extra-curricular Activities	Please see extra-curricular music timetable. Choir is particularly useful for practising listening skills.

Who Can I Contact?	Head of Music	Miss Furse	
	Teachers of Y11 Music	Ms Exposito	Miss Furse

Woodbridge High School Curriculum Overview

Year 11 – Performing Arts (BTEC)



	Curriculum Content	Suggested Reading or Extension Activities
Half Term 1 (Jun – Jul)	<p>Unit 8 - Performing arts industry</p> <ul style="list-style-type: none"> Revise the needed aspects Practice questions and prepare for the online test. 	<p>Experiencing drama is the best way to develop and extend ideas.</p> <p>Visiting the theatre is a great extension to the in class experience. There are many performances both locally and beyond that capture and show new ideas and ways to tell stories. One of the easiest to access is Redbridge Drama Centre.</p> <p>Alongside visiting is to take part in extra-curricular drama both in school and outside. We run lunchtime and after-school clubs.</p> <p>We offer opportunities to perform in school and hope to continue this. This includes the annual school production.</p>
Half Term 2 (Sep – Oct)	<p>Individual Showcase preparation</p> <ul style="list-style-type: none"> Prepare an audition piece Develop the ability to create a letter of application Rehearse the presentation 	
Half Term 3 (Nov-Dec)	<p>Unit 8 - Performing arts industry (If needed)</p> <ul style="list-style-type: none"> Research the industry Develop knowledge of the industry in practice Collate the information 	
Half Term 4 (Jan-Feb)	<ul style="list-style-type: none"> Present in mock situation Practical exam as arranged by examiner 	
Half Term 5 (Feb-Mar)		
Half Term 6 (Apr-May)		

Examples of Home Learning Tasks	Research and develop knowledge of the skills, characters roles Learning lines, planning performances Rehearsal and development of performance
Assessment Tasks, Methods & Frequency	All Schemes of Learning have an end performance that is assessed. Within class we reflect on what has been created and discuss how skills and techniques could be further developed.
Equipment Which Students Need	Asked to bring in props to enhance a performance


Parents / Carers can help their child by:	<ul style="list-style-type: none"> Visit the theatre or watching these on television Help with the learning of lines and present the monologues and scenes to you Identify potential props that could be used in a performance
Useful Websites	<ul style="list-style-type: none"> www.vam.ac.uk/page/t/theatre-and-performance/ www.nationaltheatre.org.uk/discover-more www.redbridgedramacentre.co.uk/
Extra-curricular Activities	<ul style="list-style-type: none"> Lunchtime and After-school Clubs Whole school production Theatre trips



Who Can I Contact?	Head of Drama	Ms Cranwell
	Teachers of Drama	Ms Cranwell

Woodbridge High School Curriculum Overview

Year 11 – Physical Education (Core)



	Curriculum Content	Suggested Reading or Extension Activities
<p>During the year, students complete the following units shown here in rotation.</p> <p>Not all students complete the same units at the same time.</p> <p>Please contact the Head of Department for further details</p>	<p>Summer / Autumn</p> <ul style="list-style-type: none"> Striking and Fielding Cricket Rounders Fitness Netball Trampolineing Handball Dodgeball 	<p>Extra-curricular clubs run in most of the sports offered during curriculum time.</p>
	<p>Winter / Spring</p> <ul style="list-style-type: none"> Football Tag rugby Fitness through games Hockey Netball Badminton Basketball Dance Team games 	

Examples of Home Learning Tasks	Home learning is not set for core
Assessment Tasks, Methods & Frequency	Continuous assessment throughout activity
Equipment Which Students Need	White Woodbridge Polo shirt, Black Woodbridge shorts, Black Woodbridge tracksuit, socks, trainers, gumshield (for rugby), football boots

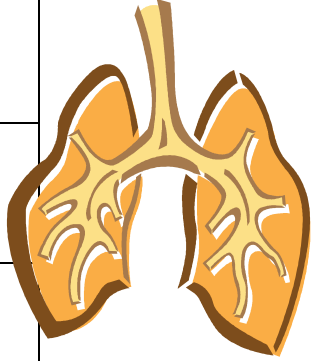

Parents / Carers can help their child by:	<ul style="list-style-type: none"> Ensuring that they have the correct kit for every lesson Encourage pupils to attend extra curricular sessions
Extra-curricular Activities	<ul style="list-style-type: none"> All activities have an extra curricular club at lunchtime or after school to improve pupil performance

Who Can I Contact?	Head of PE	Mr Jones	
	Teachers of Y11 PE	Mr Doolan Ms Ennis Mr Fuschillo	Mr Jones Miss Moore Miss Payne

Woodbridge High School Curriculum Overview


Year 11 – Physical Education (GCSE)



	Curriculum Content	Suggested Reading or Extension Activities
Half Term 1 (June – July)	<ul style="list-style-type: none"> 1.2.1 – Physical activity and your health mind and body Practical Activities 	<p>Students should seek to develop their physical fitness.</p>  
Half Term 1 (Sep – Oct)	<ul style="list-style-type: none"> 1.2.2 – Healthy active lifestyle and cardiovascular system Practical Activities 	
Half Term 2 (Nov-Dec)	<ul style="list-style-type: none"> 1.2.3 – Healthy active lifestyle and respiratory system Practical Activities 	
Half Term 3 (Jan-Feb)	<ul style="list-style-type: none"> 1.2.4 – Healthy active lifestyle and muscular system Practical Activities 	
Half Term 4 (Feb-Mar)	<ul style="list-style-type: none"> 1.2.5 – Healthy active lifestyle and skeletal system Practical Activities 	
Half Term 5 (Apr-May)	<ul style="list-style-type: none"> Revision and consolidation of the work covered in Y10 and Y11 Practical Activities 	

Examples of Home Learning Tasks	Revision booklets, food intake diaries, research topics
Assessment Tasks, Methods & Frequency	End of unit exams
Equipment Which Students Need	Usual equipment

Parents / Carers can help their child by:	<ul style="list-style-type: none"> Ensuring they attend extra curricular clubs regularly Ensuring that they attend catch up theory lessons
Useful Websites	<ul style="list-style-type: none"> www.Teachpe.com www.Brianmac.co.uk www.bbc.co.uk/bitesize/gcse/pe/
Extra-curricular Activities	<ul style="list-style-type: none"> Seasonal Extra Curricular Clubs Theory Catch up sessions




Who Can I Contact?	Head of PE	Mr Jones
	Teachers of Y11 GCSE PE	Miss Ennis

Woodbridge High School Curriculum Overview

Year 11 – Psychology (GCSE)



	Curriculum Content	Suggested Reading or Extension Activities
Half Term 1 (Jun – Jul)	<ul style="list-style-type: none"> Sex & Gender Diamond & Sigmundson (Core Study) Biological Theory of Sex & Gender Psychodynamic Theory of Sex & Gender 	<p>Students are encouraged to discuss the issues raised in psychology with parents or peers.</p> 
Half Term 2 (Sep – Oct)	<ul style="list-style-type: none"> Memory Terry (Core Study) Multi-Store Model of Memory Levels of Processing 	
Half Term 3 (Nov-Dec)	<ul style="list-style-type: none"> Attachment Hazen & Shaver (Core Study) Bowlby's Theory of Attachment Behaviourist Theory 	
Half Term 4 (Jan-Feb)	<ul style="list-style-type: none"> Obedience Bickman (Core Study) Situational Factors Theory Dispositional Theory 	
Half Term 5 (Feb-Mar)	<ul style="list-style-type: none"> Atypical Behaviour Watson & Raynor Behaviourist Theory Evolutionary Theory 	
Half Term 6 (Apr-May)	<ul style="list-style-type: none"> Revision for end of unit test Research Methods 	

Examples of Home Learning Tasks	<p>Sex & Gender – complete BEM inventory</p> <p>Memory – conduct memory experiment on participants</p> <p>Attachment – interview family about attachment types</p>
Assessment Tasks, Methods & Frequency	<p>Assessment will take place every three weeks. Mid half term assessments are 10 mark questions on the core study/theory. End of half term assessments are on the unit.</p>
Equipment Which Students Need	<p>Standard equipment for school</p>

Parents / Carers can help their child by:	<ul style="list-style-type: none"> Overseeing home learning Taking part in experiments/surveys Watching prescribed documentaries with students
Useful Websites	<ul style="list-style-type: none"> www.holah.co.uk Woodbridge MLE
Extra-curricular Activities	



Who Can I Contact?	Head of Psychology	Ms Boakye-Collinson	
	Teachers of Y11 Psychology	Ms Boakye-Collinson	Ms Younis

Woodbridge High School Curriculum Overview

Year 11 – Religious Studies (Philosophy) (GCSE)



	Curriculum Content	Suggested Reading or Extension Activities
Half Term 1 (Jun – Jul)	Religious Ethics: Religion and Human Relationships <ul style="list-style-type: none"> Roles of men & women in the Christian family & Church The significance of marriage and beliefs about divorce Sexual relationships and contraception 	Find out more about the 2014 legalisation of gay marriage in the UK.
Half Term 2 (Sep – Oct)	Religious Ethics: Medical Ethics <ul style="list-style-type: none"> The religious concept of sanctity of life Attitudes to abortion, fertility treatment and cloning Attitudes to suicide and euthanasia Attitudes to animals and medical research 	Use the BBC website to keep up to date with current issues within the field of science and medical ethics.
Half Term 3 (Nov-Dec)	Religious Ethics: Religion, Poverty and Wealth <ul style="list-style-type: none"> Christian views on hunger, poverty and disease Biblical teachings on caring for others Moral and Immoral Occupations 	Find out more about the work of Christian charities such as CAFOD and Christian Aid.
Half Term 4 (Jan-Feb)	Religious Ethics: Religion, Peace and Justice <ul style="list-style-type: none"> Religious attitudes towards war Violence and Pacifism / Crime and Punishment Christian teachings about social injustice 	Use the BBC website to keep up to date with current conflicts happening in the world around us
Half Term 5 (Feb-Mar)	Religious Ethics: Religion and Equality <ul style="list-style-type: none"> Christian beliefs about equality Biblical teachings about racism, sexism and religion The Christian concepts of forgiveness and reconciliation 	Find out more about the work of inspirational Christian figures such as Martin Luther King and Mother Teresa.
Half Term 6 (Apr-May)	Religious Ethics: Religion and the Media <ul style="list-style-type: none"> The influence of media on the modern world & family life Portrayal of Christianity in the Media Christian attitudes to censorship and freedom of speech 	Watch one week of a soap opera such as Eastenders, make a note of how and when religious references are made.


Examples of Home Learning Tasks	Past exam practice papers Revising subject specific terminology and definitions Producing revision mind-maps	
Assessment Tasks, Methods & Frequency	Timed exam practice within schemes of learning Mini-mock exams at the end of each unit End of Year 10 mock exam	
Equipment Which Students Need	Two writing pens (blue / black ink), pencil, ruler, rubber, sharpener. OCR GCSE text books as loaned to students by the department.	



Parents / Carers can help their child by:	<ul style="list-style-type: none"> Assisting in timing their child completing exam practice at home. Purchasing the following revision guides: <ul style="list-style-type: none"> GCSE Religious Studies OCR B Ethics 1 & 2 GCSE Religious Studies OCR B Philosophy 1 & 2 (both guides are published by Coordination Group Publications Ltd - CGP)
Useful Websites	<ul style="list-style-type: none"> www.bbc.co.uk/religions/christianity www.rsrevision.com/GCSE http://www.bbc.co.uk/schools/gcsebitesize/rs/
Extra-curricular Activities	<ul style="list-style-type: none"> Revision and study support sessions to prepare for the final exams will run weekly from February – May. Run by Miss Pullen in W28. Half-Term and Easter revision days will be held for further revision and study support.


Who Can I Contact?	Head of RE	Miss Pullen
	Teachers of Y11 RE	Ms Stobbart Miss Pullen

Woodbridge High School Curriculum Overview

Year 11 – Russian (GCSE)



	Curriculum Content	Suggested Reading or Extension Activities
Half Term 1 (Jun – Jul)	<ul style="list-style-type: none"> “Marsh” Unit 2 – Abroad, Moscow and St Petersburg-geographical and historical knowledge Eating out, travel, lost property, problems Weather and the planet Adjectival agreement, case endings, verbs of motion, ordinal numbers 	Research into Russian history 
Half Term 2 (Sep – Oct)	<ul style="list-style-type: none"> Speaking exam preparation using the GCSE Speaking booklet, preparing a presentation “Marsh” Unit 3 – Work and career, school subjects Part-time work and future plans, work experience, CV Ambitious and complex structures for Speaking and Writing at GCSE Unit 2 and 4 	Drafting and redrafting speaking presentation and conversation questions
Half Term 3 (Nov-Dec)	<ul style="list-style-type: none"> Preparation for Mock GCSE Examinations Ideal jobs or professions “Marsh” Unit 4 - Culture Personal information, relative pronoun as connective 	Revision and speaking practice
Half Term 4 (Jan-Feb)	<ul style="list-style-type: none"> Review of Mock GCSE papers, target setting Healthy living Smoking, drinking, addictions, youth problems Reading for gist and detail, the emphatic pronoun 	Independent reading and listening practice using past papers and sound files on the MLE
Half Term 5 (Feb-Mar)	<ul style="list-style-type: none"> Completion of “Marsh” booklet Developing answers in Speaking booklet Past paper booklet 	Independent study
Half Term 6 (Apr-May)	<ul style="list-style-type: none"> Final preparation for Speaking exam – Unit 2 Past paper and examination skills for Listening, Reading and Writing papers 	Revision 

Examples of Home Learning Tasks	Completion of exercises in “Marsh” Writing own answers to questions in the Speaking booklet Vocabulary learning and revision for exams Writing 50 – 100 words about a topic area	
Assessment Tasks, Methods & Frequency	Half-termly Controlled Writing tasks – GCSE questions Mock exams in November and past papers frequently Regular vocabulary tests	
Equipment Which Students Need	Pens, pencils, highlighters, ruler, GCSE vocabulary booklet, exercise books, “Marsh” and Speaking booklets	

Parents / Carers can help their child by:	<ul style="list-style-type: none"> Encouragement and checking Student Planners for Home Learning Buying a Russian / English dictionary such as the one published by the Oxford University Press
Useful Websites	<ul style="list-style-type: none"> School MLE VocabExpress.com www.edexcel.com for GCSE specification and past papers
Extra-curricular Activities	<ul style="list-style-type: none"> Whole school trip to St Petersburg October 2015 High Flyers lunch time club run with support from the Russian Language Assistant Lunch time GCSE Booster sessions


Who Can I Contact?	Head of Russian	Miss Clark	
	Teachers of Y11 Russian	Mrs Clark	Miss Riddell

Woodbridge High School Curriculum Overview


Year 10 – Sport (BTEC)



	Curriculum Content	Suggested Reading or Extension Activities
Half Term 1 (Jun – Jul)	<ul style="list-style-type: none"> Promotion and Sponsorship in Sport (Unit 8) 	Students should take every opportunity to improve their physical fitness.
Half Term 1 (Sep – Oct)	<ul style="list-style-type: none"> Fitness for Sport and Exercise (Unit 1) 	
Half Term 2 (Nov-Dec)	<ul style="list-style-type: none"> Running a Sports Event (Unit11) 	
Half Term 3 (Jan-Feb)	<ul style="list-style-type: none"> Practical Sports Performance (Unit 2 Part 1) 	
Half Term 4 (Feb-Mar)	<ul style="list-style-type: none"> Practical Sports Performance (Unit 2 Part 2) 	
Half Term 5 (Apr-May)	<ul style="list-style-type: none"> Anatomy and Physiology for Sports Performance (Unit 7) 	



Examples of Home Learning Tasks	Revision booklets, food intake diaries, research topics
Assessment Tasks, Methods & Frequency	End of unit assessments
Equipment Which Students Need	Usual equipment



Parents / Carers can help their child by:	<ul style="list-style-type: none"> Ensuring they attend extra curricular clubs regularly Ensuring that they attend catch up theory lessons
Useful Websites	<ul style="list-style-type: none"> www.Teachpe.com www.Brianmac.co.uk
Extra-curricular Activities	<ul style="list-style-type: none"> Seasonal Extra Curricular Clubs Theory Catch up sessions

Who Can I Contact?	Head of PE	Mr Jones
	Teachers of Sport	Miss Payne