



WOODBIDGE HIGH SCHOOL

Curriculum Booklet for Parents Year 8 2014-15



CONTENTS

Introduction	2
English	3
Mathematics	4
Science	5
Art	6
Design and Technology	7
Drama	8
French	9
Geography	10
German	11
History	12
ICT & Computing	13
Life Studies	14
Music	15
Physical Education	16
Religious Education	17
Russian	18
Spanish	19

Dear Parent

This booklet provides you with details of the curriculum which your son / daughter will follow in year 8 at Woodbridge High School. It will allow you to help them plan their studies and revision, and gives you suggested examples of wider reading and extension activities to try at home. The equipment which your son / daughter will need is indicated, along with some ways in which parents can help students with their studies.

Please do not hesitate to contact me should you have any questions about the school's curriculum as a whole, and individual teachers or heads of department if your queries are subject specific. They can be contacted using the email addresses which are in the 'Contact Us' section of the school's website.



I hope that you will find this information useful.



Steven Hogan

Deputy Headteacher: Curriculum
shogan@woodbridge.redbridge.sch.uk

Woodbridge High School Curriculum Overview


Year 8 – English



	Curriculum Content	Suggested Reading or Extension Activities
<p>During the year, students complete the following units shown here in rotation.</p> <p>Not all students complete the same units at the same time.</p> <p>Please contact the Head of Department for further details</p>	<p>Studying a novel</p> <ul style="list-style-type: none"> Analysing the writer's craft Exploring character and themes <p>Possible texts for study include: Louis Sacher – <i>Holes</i> John Boyne – <i>The Boy in the Striped Pyjamas</i> Carl Hiaason - <i>Hoot</i> Sharon Flake – <i>The Skin I'm In</i></p>	<p>This will vary dependent on the precise text studied and the students will be guided by the teacher.</p> <p>Any additional reading for pleasure will help to develop students' English skills.</p>
	<p>Studying a pre 20th Century Text</p> <ul style="list-style-type: none"> Exploring contextual factors Studying the use and development of language <p>Possible texts for study include: Charles Dickens – <i>Great Expectations</i></p>	
	<p>Non-fiction Writing and Reading</p> <ul style="list-style-type: none"> Writing for various purposes and audiences Studying the language of newspapers 	
	<p>Poetry (Ballads)</p> <ul style="list-style-type: none"> Studying a range of poetic styles and authors, including Shakespeare 	
	<p>Drama</p> <ul style="list-style-type: none"> Exploring the genre of drama Performance and creative writing <p>Possible texts for study include: Nigel Hinton - <i>Buddy</i> Phillip Pullman - <i>Frankenstein</i></p>	
	<p>Public Speaking</p> <ul style="list-style-type: none"> Analysing rhetorical technique Performing a speech 	

Examples of Home Learning Tasks	Essays, stories, poems, research projects.
Assessment Tasks, Methods & Frequency	Pupils will be formally assessed each half term. Across the year, they will complete assessments in Speaking and Listening, Writing and Reading.
Equipment Which Students Need	Pupils will be provided with resources by members of staff.

Parents / Carers can help their child by:	<ul style="list-style-type: none"> Reading regularly at home with the student. Assisting with checking home learning technical accuracy.
Useful Websites	<ul style="list-style-type: none"> BBC Bitesize
Extra-curricular Activities	<ul style="list-style-type: none"> Debating Club Newspaper Club




Who Can I Contact?	Head of English	Mrs Amihere	
	Teachers of Y8 English	Miss Azaz Ms Colman Ms Corbishley Miss Gynn	Ms Neuberger Ms Ree Miss Ruzane Mr Wingfield

Woodbridge High School Curriculum Overview

Year 8 – Mathematics



	Curriculum Content	Suggested Reading or Extension Activities
Half Term 1 (Jun – Jul)	<ul style="list-style-type: none"> Integers, Powers, roots and Decimals Sequences, functions and graphs Fractions, Decimals and percentages Geometrical reasoning: lines, angles and shapes 	Extension and activities on all topics can be found on: www.nrich.maths.org
Half Term 2 (Sep – Oct)	<ul style="list-style-type: none"> Construction Probability Ratio and Proportion Equations, formulae, and expressions 	'Help your kids with maths': A visual problem solver for Kids and parents'. Carol Vorderman
Half Term 3 (Nov-Dec)	<ul style="list-style-type: none"> Measures and mensuration: area Sequences, functions and graphs Mental calculations and checking Written calculations and checking 	CGP KS3 Mathematics Revision Guide Levels 5 – 8
Half Term 4 (Jan-Feb)	<ul style="list-style-type: none"> Transformations and coordinates Processing and representing data; interpreting and discussing results Equations, formulae and expressions 	My Maths lessons and on-line home learning as well as activities from level 4 up to level 8.
Half Term 5 (Feb-Mar)	<ul style="list-style-type: none"> Measures and mensuration: volume 	Textbooks - Oxford University Press 8A, 8B and 8C. Depending on set.
Half Term 6 (Apr-May)	<ul style="list-style-type: none"> Calculations and checking Equations, formulae, identities and expressions Geometrical reasoning: coordinates and construction Sequences, functions and graphs Statistical enquiry 	My Maths Lessons, Online Home Learning and Games; Number, Algebra, Shape and Space and Data Handling levels 4 – 8.



Examples of Home Learning Tasks	Most Home learning tasks are set online on My Maths. Your son/daughter will be given their own password to access lessons and Home learning activities as well as games. Other Home Learning may be set for revision purposes.
Assessment Tasks, Methods & Frequency	All students are assessed every 6 weeks with end of year assessments taking place in the May of each year. Assessments are at present written tests.
Equipment Which Students Need	Writing equipment several pens and pencils. Rubbers, rulers. Geometry Set. Scientific calculator.


Parents / Carers can help their child by:	<ul style="list-style-type: none"> Help your child by being positive about mathematics. Point out that maths is everywhere. Ask your child how they work out problems or questions. Take an interest in what your child is doing in maths. Access My Maths together to go over the lessons taught in school. Use time at home to practise practical maths like shopping and cooking.
Useful Websites	<ul style="list-style-type: none"> www.bc.co.uk/bitesize/ks3/maths www.educationquizzes.com/ks3/maths www.subtangent.com/maths
Extra-curricular Activities	<ul style="list-style-type: none"> www.mathscareers.org.uk Maths Club – every day in W10 Activities and Games on My Maths




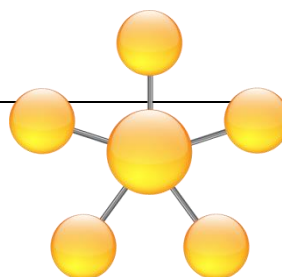
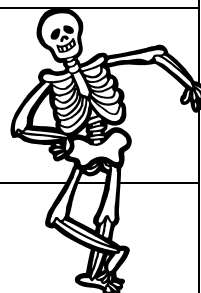
Who Can I Contact?	Head of Maths	Mr Hinds	
	Teachers of Y8 Maths	Mr Bennett Mr Hinds Miss Loi Mr Nagra	Mr O'Driscoll Mr Rahman Mr Shah Mr Tilk

Woodbridge High School Curriculum Overview

Year 8 – Science



	Curriculum Content	Suggested Reading or Extension Activities
<p>During the year, students complete the following units shown here in rotation.</p> <p>Not all students complete the same units at the same time.</p> <p>Please contact the Head of Department for further details</p>	<p>Biology Topics:</p> <ul style="list-style-type: none"> • Health • The Human Skeletal & Muscle System • Genetics 	<p>Students should ask their teacher for guidance on further reading.</p> <p>Students can extend their work by watching television programmes on science topics.</p>
	<p>Chemistry Topics:</p> <ul style="list-style-type: none"> • Atoms, Elements & Compounds • The Structure of The Earth • Resources from the Earth 	
	<p>Physics Topics:</p> <ul style="list-style-type: none"> • Energy • Forces • Magnetism • Matter • Space 	
	<p>Scientific Skills:</p> <ul style="list-style-type: none"> • Planning to control variables • Writing Methods • Analysing Data • Plotting graphs • Evaluating data 	




Examples of Home Learning Tasks	Learning keyword definitions, writing up methods from class practicals, drawing graphs, researching information on the next topic, building models
Assessment Tasks, Methods & Frequency	Students will be assessed in class at least once per topic, there will be a focus on scientific skills such as writing methods and drawing graphs of results. Summative written assessments of knowledge will take place once per term.
Equipment Which Students Need	Pen, Pencil, Ruler, Calculator

Parents / Carers can help their child by:	<ul style="list-style-type: none"> • Encouraging students to learn the meanings of keywords for each topic • Ensuring that home learning is completed on time
Useful Websites	<ul style="list-style-type: none"> • http://www.bbc.co.uk/bitesize/ks3/science/ • http://www.rsc.org/periodic-table
Extra-curricular Activities	<ul style="list-style-type: none"> • Science Club on Monday afternoons in MG5

Who Can I Contact?	Head of Science	Ms Tew	
	Teachers of Y8 Science	Mr Alam Ms Boparai Ms Cottle Mr Esop Ms Khan	Ms Khudeza Mr Lennox Ms McIntosh Mr Rumjaun Ms Verma

Woodbridge High School Curriculum Overview

Year 8 – Art



		Curriculum Content	Extension Activities
Half Term 1 (Jun – Jul)	TEACUP MONSTERS: Students will explore clay and 3D modeling techniques during this project.	<ul style="list-style-type: none"> • Drawing 3D forms. • Imaginative 3D designing and planning. • Clay building techniques and skills. • Exploring glaze, paint and pewter techniques. 	Design other monster objects like a teapot, spoon...
Half Term 2 (Sep – Oct)	EGYPTIAN ART: Students will study both ancient Egyptian Art as well as modern artist Richard Deurer and create a painted fabric hanging.	<ul style="list-style-type: none"> • Research and investigate Egyptian Art. • Analyze and reflect on work from diverse contexts and times. • Creatively explore, develop and present ideas. • Reflect, evaluate and refine ideas. 	Create your own comic strip in the style of Richard Deurer that tells a modern day story using ancient Egyptian gods.
Half Term 3 (Nov-Dec)		<ul style="list-style-type: none"> • Explore tactile qualities of materials. • Produce skilful and refined outcomes. • Explain how your understanding of culture has affected/ influenced your own Art. 	
Half Term 4 (Jan-Feb)	CELEBRITY PORTRAITS: Students will explore modern Pop Art. They will learn traditional portraiture skills and printmaking techniques.	<ul style="list-style-type: none"> • What is Pop Art? Why did it start? • Gridding techniques – scale and proportion. • Shading techniques – further previous skills. • Research skills – Skimming for relevant information, summarizing and presentation. 	Create a ‘Pop Art’ fact file about why it started and the key artists that were part of the movement. Include your opinions of artists work.
Half Term 5 (Feb-Mar)		<ul style="list-style-type: none"> • Define and use key characteristics of artists. • Explore print making techniques. • Further develop printed outcomes using collage. 	
Half Term 6 (Apr-May)	UNDER THE MICROSCOPE: Students will use microscopic images of cells and viruses to produce an Abstract piece using wax relief techniques.	<ul style="list-style-type: none"> • Investigate shape, colour and texture. • Develop blending skills using oil pastels. • Explore Abstract Art and rules of composition. • Explore line and tone through wax relief techniques. 	Extend your research by looking at other aspects of nature under the microscope.



Examples of Home Learning Tasks	Students should expect to receive home learning every 3 weeks: <ul style="list-style-type: none"> • Using the rules of symmetry draw the second half of a scarab beetle. Use tone. • Using key characteristics of artist Roy Lichtenstein create a portrait of a celebrity. • Collect and present a range of images of cells, viruses and bacteria.
Assessment Tasks, Methods & Frequency	Lessons – Questioning, individual feedback, peer and self assessment, reflection Sketch books – students will receive marks for home learning with written feedback and suggested areas for improvement every 3 weeks. Class Folders – Students will receive end of project marks with targets each term.
Equipment Which Students Need	Rubber, sharpener, long 30cm ruler, HB and 2B shading pencil, glue stick, coloured pencils, black fine liner pen and apron.


Parents / Carers can help their child by:	<ul style="list-style-type: none"> • Ensure your child is summarizing information in their own words in research tasks • Ensure your child brings their Art equipment to every lesson. • Encourage visits to museums/ galleries. • Encourage your child to practise drawing from observation.
Useful Websites	<ul style="list-style-type: none"> • www.britishmuseum.org
Extra-curricular Activities	<ul style="list-style-type: none"> • Art club with Miss Shorvon in M2.10. • Look out for competition opportunities on the Art corridor notice board.






Who Can I Contact?	Head of Art	Miss Ward
	Teachers of Y8 Art	Mrs Johnstone Miss Shorvon
		Miss Ward

Woodbridge High School Curriculum Overview

Year 8 – Design & Technology



	Curriculum Content	Suggested Reading or Extension Activities
<p>During the year, students complete the following units shown here in rotation.</p> <p>Not all students complete the same units at the same time.</p> <p>Please contact the Head of Department for further details</p>	<p>Product Design - Aliens</p> <ul style="list-style-type: none"> This project teaches pupils a variety of skills (research, analytical, data capture/handling, designing and development, practical, electronics/circuit boards and evaluation skills). The project allows pupils to be creative in their designs and push their ability to the limits and beyond. 	<p>Research how your alien toy would be produced commercially. How does this differ from the way it was produced in school?</p>
	<p>Food Technology – Staple Foods</p> <ul style="list-style-type: none"> Importance of staple foods around the world, including information on bread, potatoes and rice. Planning and making a pasta dish Kitchen hygiene and safety, as well as taking the next steps to working independently 	<p>Students can continue their experimentation with pasta beyond the classroom, including looking at the various types and characteristics of each.</p>
	<p>Graphics – Chocolate Bar Design</p> <ul style="list-style-type: none"> Understanding a design brief Materials for packaging – identifying qualities Knowledge and understanding of point of sale (POS) Understand of corporate identity; Develop CAD skills. Evaluation and improvements 	<p>Investigate further how nutritional information could be include on the wrapper in an easy to read format.</p> 


Examples of Home Learning Tasks	Mini research projects – 4weeks	
Assessment Tasks, Methods & Frequency	<ul style="list-style-type: none"> Ongoing assessment against national curriculum standards. Students kept informed via tracker sheets. 	
Equipment Which Students Need	<ul style="list-style-type: none"> Food ingredients for practical lessons. Fully equipped pencil case Access to a computer/ internet 	

Parents / Carers can help their child by:	<ul style="list-style-type: none"> Ensuring students have the required ingredients for practical lessons. Checking that students have completed all home learning tasks set. Encouraging students to read Design supplements in newspapers. Visit Design Museum, British Museum, Victoria and Albert Museum, Museum of Brands, Packaging & Advertising
Useful Websites	<ul style="list-style-type: none"> BBC Bitesize – http://www.bbc.co.uk/schools/teachers/keystage_3/topics/design_and_technology.shtml http://www.bbc.co.uk/schools/gcsebitesize/design/ Design Museum http://www.educationquizzes.com/ks3/d-and-t/
Extra-curricular Activities	<ul style="list-style-type: none"> Department clubs & Study support sessions run both at lunchtimes and after school– Please see Head of Department for further details. Trips specific to the curriculum.


Who Can I Contact?	Head of Design & Technology	Mr Wilson	
	Teachers of Y8 Design & Technology	Mrs Addae Miss Dennis Miss Gentry Miss Gleeson	Mr O'Brien Mr Savill Mr Wilson

Woodbridge High School Curriculum Overview

Year 8 – Drama



	Curriculum Content	Suggested Reading or Extension Activities
Half Term 1 (Jun – Jul)	<u>Evacuees</u> <ul style="list-style-type: none"> Engage with a time in history Develop understanding of the impact through recognising the emotions. Develop in role responses 	<p>Experiencing drama is the best way to develop and extend ideas.</p> <p>Visiting the theatre is a great extension to the in class experience. There are many performances both locally and beyond that capture and show new ideas and ways to tell stories. One of the easiest to access is Redbridge Drama Centre.</p> <p>Alongside visiting is to take part in extra-curricular drama both in school and outside. We run lunchtime and after-school clubs.</p> <p>We offer opportunities to perform in school and hope to continue this. This includes the annual school production.</p>
Half Term 2 (Sep – Oct)	<u>Creating scripts</u> <ul style="list-style-type: none"> Create a scripted piece Develop a structured and rehearsed response Refine and present a rehearsed performance. 	
Half Term 3 (Nov-Dec)	<u>Medieval theatre</u> <ul style="list-style-type: none"> Develop knowledge of the theatrical style of medieval theatre Understand the specific techniques in Medieval times Create performances in this style using traditional text and interpret modern ideas 	
Half Term 4 (Jan-Feb)	<u>Superheroes</u> <ul style="list-style-type: none"> Create an imaginative new superhero Develop presentations using the given techniques Structure and develop the ideas in structured presentations. 	
Half Term 5 (Feb-Mar)	<u>Script Exploration</u> <ul style="list-style-type: none"> Interpret the given scripts creating needed roles Present the script with others Reflect on how and what is needed to enhance 	
Half Term 6 (Apr-May)	<u>Wind in the Willows</u> <ul style="list-style-type: none"> Respond to the given instruction Explore and develop the ideas with others Extend the initial ideas through directed tasks. 	



Examples of Home Learning Tasks	Research and develop knowledge of history of theatre and skills Rehearsal and development of performance
Assessment Tasks, Methods & Frequency	All Schemes of Learning have an end performance that is assessed. Within class we reflect on what has been created and discuss how skills and techniques could be further developed.
Equipment Which Students Need	Asked to bring in props to enhance a performance



Parents / Carers can help their child by:	<ul style="list-style-type: none"> Visit the theatre or watching these on television Encourage reading of imaginative stories Identify potential props that could be used in a performance
Useful Websites	<ul style="list-style-type: none"> www.vam.ac.uk/page/t/theatre-and-performance/ www.nationaltheatre.org.uk/discover-more www.redbridgedramacentre.co.uk
Extra-curricular Activities	<ul style="list-style-type: none"> Lunchtime and After-school Clubs Whole school production Theatre trips



Who Can I Contact?	Head of Drama	Miss Cranwell
	Teachers of Y8 Drama	Ms Cox Miss Cranwell
		Miss Stevenson

Woodbridge High School Curriculum Overview

Year 8 – French



	Curriculum Content	Suggested Reading or Extension Activities
Half Term 1 (Jun – Jul)	<ul style="list-style-type: none"> Be able to order drinks and snacks in a café Understand prices with numbers 1-100 Use near future tense with a range of verbs to talk about holiday plans Use 'je voudrais' to explain your wishes for the future 	Videos on Youtube to learn near future tense, for example 'Mes Vacances song'
Half Term 2 (Sep – Oct)	<ul style="list-style-type: none"> Revise and use key target language phrases for learning Talk about what TV programmes you watch and give opinions Describe your favourite films and actors Talk about what you do online and in your free time 	www.linguascope.com Username: Woodbridge Password from your teacher Beginners – TV programmes, types of film, free time activities
Half Term 3 (Nov-Dec)	<ul style="list-style-type: none"> Learn more about Paris Talk about what you can do and what you like doing in town Understand tourist information like times and prices Use perfect (past) tense to talk about a visit to Paris 	Research a tourist attraction in Paris www.hellomylo.com 'I'd like a challenge' – Alternative Paris
Half Term 4 (Jan-Feb)	<ul style="list-style-type: none"> Describe your personality and those of others, using correct adjective endings Use time expressions to say what you do with friends Say what sort of music you listen to and why Talk about clothes and activities using three tenses 	Listen to French pop music on Youtube, for example Stromae, BB Brunes, Maître Gims, Shy'm
Half Term 5 (Feb-Mar)	<ul style="list-style-type: none"> Describe your house and bedroom Use prepositions to describe where things are Talk about the food you like and what you eat Use 'il faut' to plan a party 	Find out about festivals in France, for example Mardi Gras, Fête de la musique, Bastille Day
Half Term 6 (Apr-May)	<ul style="list-style-type: none"> Project based on a French film – Kirikou et la sorcière Improve listening skills in French and cultural knowledge 	Read about the film in English or French

Examples of Home Learning Tasks	<ul style="list-style-type: none"> Create a guide to Paris for visitors Describe your ideal bedroom Find a French song and explain why you like it Gap fill worksheets, grammar practice activities Learning key vocabulary and grammar 	
Assessment Tasks, Methods & Frequency	One formal assessment per term – reading, writing, listening or speaking Mini vocabulary and grammar tests as appropriate	
Equipment Which Students Need	<ul style="list-style-type: none"> Pens, rulers, highlighters, glue Access to the internet at home A French dictionary or access to online dictionary 	

Parents / Carers can help their child by:	<ul style="list-style-type: none"> Helping students to learn words from the yellow vocabulary book Ensuring that home learning is completed and checked, and writing has not been done using internet translators
Useful Websites	<ul style="list-style-type: none"> www.linguascope.com www.hellomylo.com
Extra-curricular Activities	<ul style="list-style-type: none"> Enrichment activities through the year for pupils with good effort / achievement Arsenal double club – language and football

Who Can I Contact?	Head of French	Ms Gape	
	Teachers of Y8 French	Miss Jacob Miss Moroz	Miss Zmirou

Woodbridge High School Curriculum Overview

Year 8 – Geography




	Curriculum Content	Assessment, Suggested Reading or Extension Activities
Half Term 1 (Jun – Jul)	Weather and Climate <ul style="list-style-type: none"> Weather report- symbols, air pressure etc. Water cycle 	<i>Microclimate study</i> Geocaching
Half Term 2 (Sep – Oct)	Rivers and their impact on people <ul style="list-style-type: none"> Possible visit to River Roding Core river knowledge and management Emphasis on flooding 	<i>Decision making activity for River management.</i> Possibility of EA speaker.
Half Term 3 (Nov-Dec)	Urbanisation and Settlement <ul style="list-style-type: none"> Core settlement knowledge; Burgess, Hoyt models, functions/ urban sprawl. GIS using acetate Historical walk through Woodford using secondary data. 	<i>Debate on Greenfield site-</i> peer assessment.
Half Term 4 (Jan-Feb)	Geographies of Development <ul style="list-style-type: none"> Types of Aid Cycle of poverty 'Types of industry 	<i>Creating Charity Aid Video</i> Skype schools Fairtrade fortnight
Half Term 5 (Feb-Mar)	Coasts <ul style="list-style-type: none"> Processes and landforms. Flooding issues and management. 	<i>Coastal Decision Making Activity- How should we manage Milford on Sea?</i>
Half Term 6 (Apr-May)	Tourism: Changing landscapes <ul style="list-style-type: none"> Environmental impacts of tourism An example of a tertiary activity Mini project e.g. extreme tourism, space tourism. 	<i>End of Year Exam</i>



Examples of Home Learning Tasks	<ul style="list-style-type: none"> Home Learning sheets will complement each topic Home Learning sheets will be electronic and emailed to students/parents
Assessment Tasks, Methods & Frequency	<ul style="list-style-type: none"> Decision making activity for River Management, Debate on Greenfield site – Peer assessment, GIS land use map, Recorded assessment – Radio debate on an aid project. Rocks- skills based analysis. Tourism – end of year written exam.
Equipment Which Students Need	<ul style="list-style-type: none"> Full Pencil Case (Including Green Pens and Calculators)

Parents / Carers can help their child by:	<ul style="list-style-type: none"> Fully equipping students and checking their pencil case Asking students to teach parents what they've learnt in/out of class Check students have completed Home Learning Get students to regularly read/watch the news Support students in being resilient and lifelong learners
Useful Websites	<ul style="list-style-type: none"> BBC Bitesize Geography http://www.bbc.co.uk/bitesize/ks3/geography/ Twitter- @WHSGeography https://twitter.com/WHSGeography Geography All The Way http://www.geographyalltheway.com/ GeographyPods http://www.geographypods.com/ DreamTeach Activ http://www.dreamteachactiv.co.uk/ Get Revising http://getrevising.co.uk/
Extra-curricular Activities	<ul style="list-style-type: none"> GeogDrop GeoCaching



Who Can I Contact?	Head of Geography	Mr Steacy-Buck	
	Teachers of Y8 Geography	Ms Kong Ms Howe	Miss Sheehan Mr Steacy-Buck

Woodbridge High School Curriculum Overview

Year 8 – German



	Curriculum Content	Suggested Reading or Extension Activities
Half Term 1 (Jun – Jul)	<ul style="list-style-type: none"> Talk about a town including location and amenities Reinforcement of present and future tenses Using 'Es gibt..' + accusative to say what there is in town Using modal verbs ' können', 'mögen' + infinitive at the end of a sentence to say what you can do in town 	Research on a German town/city
Half Term 2 (Sep – Oct)	<ul style="list-style-type: none"> Talk about holidays Using the perfect tense with 'haben' and 'sein' Giving opinions with reasons in the imperfect tense Verb second rule after time phrases in the perfect tense 	Using the imperfect tense 'war' and 'es gab' to write about problems on holiday
Half Term 3 (Nov-Dec)	<ul style="list-style-type: none"> Develop spontaneous talk in the context of shopping Using 'ich möchte' to say what you would like to buy Using 'in' + dative to say where you shop Using modal verbs to ask what you can buy in a shop 	Research on German Christmas traditions and Christmas markets in Cologne
Half Term 4 (Jan-Feb)	<ul style="list-style-type: none"> Talk about and give opinions with reasons about films Creative writing on the film ' The Miracle of Bern' Develop spontaneous talk in the context 'film' Asking questions in the perfect tense to find out what someone thought about a film 	Students research the experience of Russian PoW (links with film – cross-curricular history)
Half Term 5 (Feb-Mar)	<ul style="list-style-type: none"> Talk about parts of the body and ailments Revisiting modal verbs 'können' and 'müssen' Discuss healthy/unhealthy lifestyles Using the irregular verb 'essen' 	Students research typical German food
Half Term 6 (Apr-May)	<ul style="list-style-type: none"> Talk about school trips, discuss daily routine and discuss festivals Using reflexive and separable verbs e.g 'aufstehen' to get up Using adjectives to describe nouns Understanding that an adjective before a noun has a different ending for masculine, feminine and neuter 	Students research festivals in German speaking countries e.g Easter celebrations

Examples of Home Learning Tasks	Production of brochure/power point presentation on a town Writing a hotel review using perfect and imperfect tenses; a holiday homepage Ppt. presentation on films Creating and presenting an advert for a drink, breakfast or sandwich for athletes Students write about a festival they have visited in a German speaking country Vocabulary learning
Assessment Tasks, Methods & Frequency	Writing assessment 'My holiday' Reading assessment ' Christmas in Germany'; Listening assessment 'Shopping' Speaking assessment 'Ppt. presentation on films' Writing assessment ' Healthy and unhealthy lifestyles' Writing assessment ' Article about a festival in a German speaking country'
Equipment Which Students Need	exercise book, vocabulary booklet, Internet access, highlighter pens, German dictionary

Parents / Carers can help their child by:	<ul style="list-style-type: none"> Ensuring that student spends at least 10 minutes every day on vocabulary Parents can help by testing vocabulary, grammar points and spend time ensuring that their son/daughter completes all home learning-tasks
Useful Websites	<ul style="list-style-type: none"> http://www.linguascope.com/ http://www.goethe.de/ins/gb/lon/lhr/stu/ks3/enindex.htm http://www.ukgermanconnection.org/kids-links
Extra-curricular Activities	Christmas market trip to Cologne


Who Can I Contact?	Head of German	Mrs Turner
	Teachers of Y8 German	Mrs Bemath Mrs Clark

Woodbridge High School Curriculum Overview


Year 8 – History



Curriculum Content	Suggested Reading or Extension Activities
Half Term 1 (Jun – Jul) <ul style="list-style-type: none"> Why were people accused of witchcraft in the seventeenth century? Introduction to slavery- what were Africans doing in the new world? How were slaves treated? 	Students should be encouraged to find out more about the period in history they are studying. This might involve reading or watching documentaries. Teachers can give guidance on further reading if required.
Half Term 2 (Sep – Oct) <ul style="list-style-type: none"> Who was responsible for the Abolition of the Slave Trade? Industrial Revolution- Changes to society 1750-1900 Factory conditions in the 19th Century 	
Half Term 3 (Nov-Dec) <ul style="list-style-type: none"> Agricultural revolution- changes to society 1750-1900 Did enclosure benefit everyone? 	
Half Term 4 (Jan-Feb) <ul style="list-style-type: none"> WW1- why did it start? How did it spread? Life in the trenches during WW1 	
Half Term 5 (Feb-Mar) <ul style="list-style-type: none"> Wonder weapons of WW1 General Haig- 'Butcher of the Somme'? Why did the USA enter WW1? 	
Half Term 6 (Apr-May) <ul style="list-style-type: none"> How did WW1 come to an end? What role did the Empire play in WW1? Treaty of Versailles 	



Examples of Home Learning Tasks	Pupils are given 3 projects to complete throughout the year- Empire in half term 2-3, Jack the Ripper in half term 3-4, and Titanic in half term 4-5. Pupils are given 6 weeks approximately to complete each project, and this forms the home learning for the term. Tasks in projects are linked closely to historical skills that are used in assessments.
Assessment Tasks, Methods & Frequency	Assessment 1- Were the Abolitionists the most important reason why the Slave Trade came to an end? (Presentation, group work) Sept Assessment 2- Enclosures were a good thing and benefitted everyone in England- how far do you agree? (Written essay, source based) Dec/Jan Assessment 3- Haig was an uncaring General who sacrificed the lives of his men for no good reason. How far do you agree? (Written essay, source based) March
Equipment Which Students Need	Pen, pencil, ruler, rubber, highlighter, glue, colouring pencils



Parents / Carers can help their child by:	<ul style="list-style-type: none"> Going over exercise books and reading through targets together, looking for opportunities to apply them Checking on time management for home learning projects- on course to get completed on time Going over assessment feedback and thinking about how it can applied to the next one
Useful Websites	<ul style="list-style-type: none"> MLE has links to relevant websites for extended or further reading
Extra-curricular Activities	<ul style="list-style-type: none"> History home learning club on Wednesday lunchtimes in W15

Who Can I Contact?	Head of History	Mrs Bell
	Teachers of Y8 History	Mrs Bell Mrs Doig Mr Laws Miss Whelan

Woodbridge High School Curriculum Overview

Year 8 – ICT & Computing



	Curriculum Content	Suggested Reading or Extension Activities
Half Term 1 (Jun – Jul)	Pivot animation <ul style="list-style-type: none"> Students introduced to stop frame animation Students to plan, design and create a short animation clip using Pivot software Make a short animation clip using film editing software 	http://pivotanimator.net/
Half Term 2 (Sep – Oct)	Spreadsheets Advanced <ul style="list-style-type: none"> Advance knowledge of spreadsheets by learning complex formula. Create own spreadsheets for specific scenarios 	http://www.excelcentral.com/
Half Term 3 (Nov-Dec)	GameMaker <ul style="list-style-type: none"> Students to plan, design and create a maze style game using GameMaker software Students to evaluate the effectiveness of their game. 	http://www.yoyogames.com/education
Half Term 4 (Jan-Feb)	Technology in the future <ul style="list-style-type: none"> Students taught how to research using the Internet effectively. They are taught how to present their research using interactive presentation software Prezi 	http://prezi.com/
Half Term 5 (Feb-Mar)	Graphic Design <ul style="list-style-type: none"> Learn how to use image manipulation software in order to create computer graphics 	http://www.adobe.com/devnet/photoshop.html
Half Term 6 (Apr-May)	Binary numbers <ul style="list-style-type: none"> Students understand how data is stored by computers. Students can convert letters and numbers into binary 	




Examples of Home Learning Tasks	Research specifics about technological advancements in the home Analyse and evaluate a maze style game Convert numbers into Binary.
Assessment Tasks, Methods & Frequency	Mostly computer based projects, constant feedback provided to students verbally during lesson time. Assessed home learning sheets provided once a fortnight. Overall project assessed towards end.
Equipment Which Students Need	Computers, pencil case.


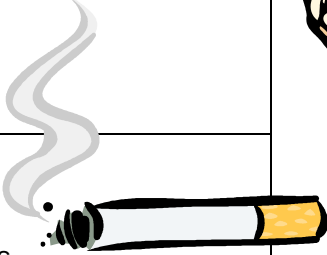


Parents / Carers can help their child by:	<ul style="list-style-type: none"> Supporting them with specific home learning tasks Providing guidance with extended home learning projects
Useful Websites	<ul style="list-style-type: none"> http://google-sketchup.en.softonic.com http://www.excelcentral.com/ http://www.adobe.com/devnet/photoshop.html
Extra-curricular Activities	<ul style="list-style-type: none"> Computer Club held by ICT and Computing teachers

Who Can I Contact?	Head of ICT & Computing	Mr Martin
	Teachers of Y8 ICT & Computing	Ms Bhudia Mr Barry Mr Martin Ms Mistry

Woodbridge High School Curriculum Overview

Year 8 – Life Studies



	Curriculum Content	Suggested Reading or Extension Activities
<p>During the year, students complete the following units shown here in rotation.</p>	<p>Learning to Learn</p> <ul style="list-style-type: none"> • How our brain works • Analysing information and drawing conclusions from it • Criticising constructively • Distilling information 	<p>Students should discuss the issues raised during Life Studies with peers, parents and teachers. Discussion and debate are the best way to extend their learning.</p>
<p>Not all students complete the same units at the same time.</p>	<p>Health & Development</p> <ul style="list-style-type: none"> • Drugs, alcohol and tobacco use and misuse • Ways of recognising and reducing risk, minimising harm and emergencies • Healthy lifestyle choices • Healthy work-life balance 	
<p>Please contact the Head of Department for further details</p>	<p>Ourselves and Others</p> <ul style="list-style-type: none"> • Working together • Dealing with conflicts • Recognising and accepting differences 	
	<p>Enterprise and Finance</p> <ul style="list-style-type: none"> • Setting up business • Making a profit • Savings and using money wisely 	
	<p>Technology and The Media</p> <ul style="list-style-type: none"> • Online safety – social networking • Mobile phones and staying safe • Television and the internet – what is appropriate at what age? • 	
	<p>The School and The Community</p> <ul style="list-style-type: none"> • Litter and the environment • Recycling in school – how can you help? • Environmental project in school • 	

<p>Examples of Home Learning Tasks</p>	<p>Home Learning tasks are only occasionally set for Life Studies. Lessons consist of discussion and debate, with some written work.</p>
<p>Assessment Tasks, Methods & Frequency</p>	<p>Assessment is continuous through teacher observation.</p>
<p>Equipment Which Students Need</p>	<p>Pens, pencils, ruler.</p>

<p>Parents / Carers can help their child by:</p>	<ul style="list-style-type: none"> • Discussing and debating the issues raised. • Encouraging students to find out more. • Watching documentaries with their children
---	--

<p>Who Can I Contact?</p>	<table border="1" style="width: 100%;"> <tr> <td style="width: 50%;">Assistant Headteacher</td> <td style="width: 50%;">Miss Année</td> </tr> </table> <p>Life Studies is taught to Y8 by a range of specialist teachers on a rotation.</p>	Assistant Headteacher	Miss Année
Assistant Headteacher	Miss Année		

Woodbridge High School Curriculum Overview

Year 8 – Music



	Curriculum Content	Suggested Reading or Extension Activities
Half Term 1 (Jun – Jul)	Arranging a Melody <ul style="list-style-type: none"> Using a given melody to create a piece of music Using all musical elements creatively 	Revise musical elements
Half Term 2 (Sep – Oct)	Blues <ul style="list-style-type: none"> Performing examples of Blues music Learning the background history of the Blues Creating an arrangement of Blues piece in groups 	Listen to examples of Blues music online
Half Term 3 (Nov-Dec)	Stomp <ul style="list-style-type: none"> Using rhythm notation and composing rhythms Creating a whole class rhythm piece Creating a 'scene' from Stomp in groups 	Watch the Stomp DVD or extracts from youtube.com Revise rhythm notation
Half Term 4 (Jan-Feb)	Latin American Music <ul style="list-style-type: none"> Performing Latin American rhythms and piece of music Learning the origins and development of this style Creating an arrangement of Tequila in groups 	Revise rhythm notation Listen to examples of Latin American music online
Half Term 5 (Feb-Mar)	Band Skills <ul style="list-style-type: none"> Learning a simple part on 5 different band instruments Creating a performance of a song as a whole class band 	Listen to the song being practiced in class on youtube.com
Half Term 6 (Apr-May)	Cover Songs <ul style="list-style-type: none"> Listening to examples of cover songs Creating a cover version of a popular song 	Revise musical elements Listen to more cover song examples



Examples of Home Learning Tasks	Music Theory workbook Listen to examples of the musical styles studied.
Assessment Tasks, Methods & Frequency	At the end of each half term project there will be an assessment. Students will perform or show their work and will then evaluate it and reflect on their progress through discussion and written work.
Equipment Which Students Need	Pen/pencil. Students are encouraged to bring their instrument in if they have private lessons.

Parents / Carers can help their child by:	<ul style="list-style-type: none"> Helping with revision of musical notation Listening to music and discussing opinions and musical elements heard
Useful Websites	<ul style="list-style-type: none"> www.youtube.com (for listening to examples of music and instrumental skills) www.bbc.co.uk/music (excellent videos and tracks of experts discussing music)
Extra-curricular Activities	<ul style="list-style-type: none"> Please see Music Department clubs timetable

Who Can I Contact?	Head of Music	Miss Furse
	Teachers of Y8 Music	Ms Exposito Miss Furse

Woodbridge High School Curriculum Overview

Year 8 – Physical Education



	Curriculum Content	Suggested Reading or Extension Activities
<p>During the year, students complete the following units shown here in rotation.</p> <p>Not all students complete the same units at the same time.</p> <p>Please contact the Head of Department for further details</p>	<p>Summer / Autumn</p> <ul style="list-style-type: none"> • Cricket • Rounders • Softball • Athletics • Golf • Cycling • Netball • Gymnastics • Fitness • Badminton <hr/> <p>Winter / Spring</p> <ul style="list-style-type: none"> • Football • Rugby • Golf • Cycling • Netball • Gymnastics • Fitness • Badminton • Trampolining 	<p>Extra-curricular clubs run in most of the sports offered during curriculum time.</p> 

Examples of Home Learning Tasks	Learn two rules for the specific sport, practice a specific skill, devise a particular warm up for a small group
Assessment Tasks, Methods & Frequency	Continuous assessment throughout activity
Equipment Which Students Need	White Woodbridge Polo shirt, Black Woodbridge shorts, Black Woodbridge tracksuit, socks, trainers, gumshield (for rugby), football boots




Parents / Carers can help their child by:	<ul style="list-style-type: none"> • Ensuring that they have the correct kit for every lesson • Encourage pupils to attend extra curricular sessions
Extra-curricular Activities	<ul style="list-style-type: none"> • All activities have an extra curricular club at lunchtime or after school to improve pupil performance


Who Can I Contact?	Head of PE	Mr Jones					
	Teachers of Y8 PE	<table border="0"> <tr> <td>Mr Doolan</td> <td>Mr Jones</td> </tr> <tr> <td>Ms Ennis</td> <td>Miss Moore</td> </tr> <tr> <td>Mr Fuschillo</td> <td>Miss Payne</td> </tr> </table>	Mr Doolan	Mr Jones	Ms Ennis	Miss Moore	Mr Fuschillo
Mr Doolan	Mr Jones						
Ms Ennis	Miss Moore						
Mr Fuschillo	Miss Payne						

Woodbridge High School Curriculum Overview

Year 8 – Religious Education



	Curriculum Content	Suggested Reading or Extension Activities
Half Term 1 (Jun – Jul)	Topic 1: Religion and Miracles <ul style="list-style-type: none"> Religious and non-religious views about events that appear to have no scientific explanation. Christian claims that Jesus was a miracle healer. Real-life examples of events and experiences that could be describes as ‘miracles’. Develop RE writing skills by producing an essay on the theme of miracles. 	Discuss the topic with your family and friends. Do miracles really happen? Or is it just luck or coincidence?
Half Term 2 (Sep – Oct)		
Half Term 3 (Nov-Dec)	Topic 2: Religion and Equality <ul style="list-style-type: none"> The concept of equality and the teachings in Christianity and other religions about how we should treat other people. Equality issues regarding race, gender, disability and age. The work of famous people who have fought for equality. Develop RE writing skills by producing an essay on the theme of equality. 	Watch the news and read newspapers to keep up to date with equality issues in the world around us. 
Half Term 4 (Jan-Feb)		
Half Term 5 (Feb-Mar)	Topic 3: Religion and the Environment <ul style="list-style-type: none"> Problems with the environment in the modern world and how humans could act more responsibly. Christian and Muslim concepts of stewardship. Christian, Muslim, Sikh, Hindu, Buddhist and Jewish teachings on the treatment of animals. Groups work to solve an environmental dilemma. Develop RE writing skills by producing an essay on the theme of the environment. 	Watch the news and read newspapers to keep up to date with environmental issues in the world around us. 
Half Term 6 (Apr-May)		
	Topic 4: Religion vs Science <ul style="list-style-type: none"> Differentiate between scientific facts and religious beliefs. The modern relationship between science and religion. Are science and religion enemies? Or if they can work together to find out the truth about life and the universe? 	Use the internet to find out more about: The Big Bang Theory The Large Hadron Collider 


Examples of Home Learning Tasks	Learning how to use and interpret religious quotes and teachings. Independent research in to religious charities and campaigns. Demonstrating knowledge through extended writing tasks 
Assessment Tasks, Methods & Frequency	Formal written assessment at the end of the topic. Home learning formally assessed at the end of the topic. Informal speaking and listening assessment during class discussions and debates.
Equipment Which Students Need	Two writing pens (blue / black ink), pencil, ruler, rubber, sharpener.

Parents / Carers can help their child by:	Check home learning diary for project deadlines and support child meeting deadlines. Encouraging their child to speak with their class teacher if they need help in RE.
Useful Websites	<ul style="list-style-type: none"> www.bbc.co.uk/religion www.bbc.co.uk/learning/subjects/religious_studies
Extra-curricular Activities	<ul style="list-style-type: none"> Home learning support – Tuesdays after school – W28 – with Miss Pullen


Who Can I Contact?	Head of RE	Ms Pullen
	Teachers of Y8 RE	Mr Andrews Mr Beaumont
		Ms Pullen

Woodbridge High School Curriculum Overview

Year 8 – Russian



	Curriculum Content	Suggested Reading or Extension Activities
Half Term 1 (Jun – Jul)	<ul style="list-style-type: none"> School subjects Uniform, clothes, agreement of adjectives Times of lessons and routines Opinions, reasons and connectives – writing more complex sentences 	Home Learning project about Russian schools and comparing them to ours
Half Term 2 (Sep – Oct)	<ul style="list-style-type: none"> Alphabet revision and high frequency words Countries and capital cities, compass points Using the verb “to live” correctly in 3 tenses Descriptions of towns and places, prepositions 	Research project on Moscow or St Petersburg
Half Term 3 (Nov-Dec)	<ul style="list-style-type: none"> Historical and geographical information about most important Russian cities Comparatives My ideal town – using the conditional tense, writing imaginatively Weather, including authentic weather forecasts Russian Christmas and New Year traditions 	Home learning project about my town - Woodford
Half Term 4 (Jan-Feb)	<ul style="list-style-type: none"> Parts of the body and illness Using impersonal expressions to say how I feel Dialogues at the chemist’s and doctor’s The past tense with illnesses and feelings 	Writing sick note to PE teacher using 3 verb tenses
Half Term 5 (Feb-Mar)	<ul style="list-style-type: none"> Russian food and drink Irregular verbs “to eat” and “to drink” in 3 tenses Opinions about food and drink Shopping – quantities and prices, numeracy skills Dialogues in a shop or in a café 	Russian café menu
Half Term 6 (Apr-May)	<ul style="list-style-type: none"> Housing in Russia, Soviet buildings in cities Rooms in a house, furniture Agreement of adjectives My ideal home and looking at oligarch’s luxurious houses 	Advert for Russian house or flat for sale



Examples of Home Learning Tasks	Research projects as outlined above focusing on cultural knowledge – more able students will write in Russian, most will write in English Vocabulary learning Reading practices from their vocabulary booklet
Assessment Tasks, Methods & Frequency	Half-termly assessments in reading and writing Vocabulary tests
Equipment Which Students Need	Pens, pencils, ruler, exercise book, vocabulary booklet




Parents / Carers can help their child by:	<ul style="list-style-type: none"> Buying them a small Russian / English dictionary – The Oxford Beginner’s Dictionary for Russian is recommended
Useful Websites	<ul style="list-style-type: none"> The school MLE contains most of the teaching materials needed and examples of previous home learning projects
Extra-curricular Activities	<ul style="list-style-type: none"> Whole school trip to St Petersburg planned for October 2015 Key Stage 3 Russian Home Learning Club at lunch-time

Who Can I Contact?	Head of Russian	Mrs Clark
	Teachers of Y8 Russian	Mrs Clark Miss Moroz Miss Riddell

Woodbridge High School Curriculum Overview


Year 8 – Spanish



	Curriculum Content	Suggested Reading or Extension Activities
Half Term 1 (Jun – Jul)	Mis Vacaciones – My Holidays <ul style="list-style-type: none"> Describe where you normally go and what you do on holiday using the present tense Discover Hispanic countries and explore their cultures Describe a future holiday using the near future tense Project holiday - presentation in the present and future 	Use the present and future tense in the plural persons
Half Term 2 (Sep – Oct)	<ul style="list-style-type: none"> Talk about where you went on holiday Give opinion about your holidays Describe what you and others did on holiday Use present & preterit in writing 	Combine present, preterit and future tense in the same writing / speaking
Half Term 3 (Nov-Dec)	Todo sobre mi vida - All About my Life <ul style="list-style-type: none"> Talk about mobile phone usage Give a range of opinions on different music types Talk about TV habits and compare programs Use the preterite and present to talk about your weekend 	Discover Hispanic singers learn about tele-novela Tackle authentic material
Half Term 4 (Jan-Feb)	A comer – Food and Drink <ul style="list-style-type: none"> Use a wide range of opinions to describe food Describe mealtimes Order food in a restaurant Use three tenses to give account of a party 	Learn about Hispanic food Using direct object pronouns
Half Term 5 (Feb-Mar)	¿Qué hacemos? – Going Out <ul style="list-style-type: none"> Arrange to go out using the conditional Use modal verbs to talk about what you want and can do Describe getting ready to go out with reflexive verbs Use three tenses to describe carnival event 	Learn about Hispanic traditional dress & customs
Half Term 6 (Apr-May)	Operación Verano - Holidays <ul style="list-style-type: none"> Talk about what you can do in specific holidays destination Discuss Hispanic holidays destinations using the superlative Create a tourist brochure / video advert 	Use present, preterit, future and conditional

Examples of Home Learning Tasks	Writing tasks, vocab learning, prepare a presentation
Assessment Tasks, Methods & Frequency	Every half term, alternating between speaking, reading, listening and writing assessments in class
Equipment Which Students Need	Pencil case, ruler, glue, exercise book, vocabulary booklet

Parents / Carers can help their child by:	<ul style="list-style-type: none"> Helping with vocabulary learning (use the vocabulary booklet) Help to check spelling with writing tasks
Useful Websites	<ul style="list-style-type: none"> www.linguascope.com www.languagesonline.org www.conjuguemos.com ; BBC Bitesize Spanish
Extra-curricular Activities	<ul style="list-style-type: none"> Spanish club Half termly reward activities on invitation



Who Can I Contact?	Head of Spanish	Miss Zmirou
	Teachers of Spanish	Ms Gape Miss Zmirou