

WOODBIDGE HIGH SCHOOL

Curriculum Booklet for Parents Year 7 2014-15



CONTENTS

Introduction	2
English	3
Mathematics	4
Science	5
Art	6
Design and Technology	7
Drama	8
French	9
Geography	10
German	11
History	12
ICT & Computing	13
Life Studies	14
Music	15
Physical Education	16
Religious Education	17
Russian	18
Spanish	19

Dear Parent

This booklet provides you with details of the curriculum which your son / daughter will follow in year 8 at Woodbridge High School. It will allow you to help them plan their studies and revision, and gives you suggested examples of wider reading and extension activities to try at home. The equipment which your son / daughter will need is indicated, along with some ways in which parents can help students with their studies.

Please do not hesitate to contact me should you have any questions about the school's curriculum as a whole, and individual teachers or heads of department if your queries are subject specific. They can be contacted using the email addresses which are in the 'Contact Us' section of the school's website.

I hope that you will find this information useful.


Steven Hogan

Deputy Headteacher: Curriculum

shogan@woodbridge.redbridge.sch.uk

Woodbridge High School Curriculum Overview

Year 7 – English




	Curriculum Content	Suggested Reading or Extension Activities
<p>During the year, students complete the following units shown here in rotation.</p> <p>Not all students complete the same units at the same time.</p> <p>Please contact the Head of Department for further details</p>	Studying a novel <ul style="list-style-type: none"> Analysing the writer's craft Exploring character and themes Possible texts for study include: Frank Cottrell Boyce – <i>Millons</i> Anne Fine – <i>The Tulip Touch</i> Michael Morpurgo – <i>War Horse</i>	<p>This will vary dependent on the precise text studied and the students will be guided by the teacher.</p> <p>Any additional reading for pleasure will help to develop students' English skills.</p>
	Studying a pre 20th Century Text <ul style="list-style-type: none"> Exploring contextual factors Studying the use and development of language Possible texts for study include: <i>Beowulf</i> Shakespeare – <i>The Tempest</i>	
	Non-fiction Writing and Reading <ul style="list-style-type: none"> Writing for various purposes and audiences Studying the language of newspapers 	
	Poetry <ul style="list-style-type: none"> Studying a range of poetic styles and authors, including Shakespeare 	
	Drama <ul style="list-style-type: none"> Exploring the genre of drama Performance and creative writing Possible texts for study include: Gillian Cross – <i>The Demon Headmaster</i> Shakespeare – <i>The Tempest</i>	



Examples of Home Learning Tasks	Essays, stories, poems, research projects.
Assessment Tasks, Methods & Frequency	Pupils will be formally assessed each half term. Across the year, they will complete assessments in Speaking and Listening, Writing and Reading.
Equipment Which Students Need	Pupils will be provided with resources by members of staff.


Parents / Carers can help their child by:	<ul style="list-style-type: none"> Reading regularly at home with the student. Assisting with checking home learning technical accuracy.
Useful Websites	<ul style="list-style-type: none"> BBC Bitesize
Extra-curricular Activities	<ul style="list-style-type: none"> Debating Club Newspaper Club




Who Can I Contact?	Head of English	Mrs Amihere	
	Teachers of Y7 English	Miss Azaz Ms Colman Ms Corbishley Miss Gold Miss Gynn Miss Hughes	Ms Neuberger Ms Ree Mrs Rendell Miss Ruzane Miss Stevenson

Woodbridge High School Curriculum Overview

Year 7 – Mathematics



	Curriculum Content	Suggested Reading or Extension Activities
Half Term 1 (Sep-Oct)	<ul style="list-style-type: none"> Year 7 maths assessment Integers, powers, roots and decimals Sequences and functions Fractions, decimals and percentages Geometrical reasoning: lines, angles and shapes 	<p>Extension and activities on all topics can be found on: www.nrich.maths.org</p> <p>'Help your kids with maths': A visual problem solver for Kids and parents'. Carol Vorderman</p>
Half Term 2 (Nov-Dec)	<ul style="list-style-type: none"> Construction Probability Ratio and proportion Equations, formulae, and expressions 	<p>My Maths lessons and on-line home learning as well as activities from level 4 up to level 7</p>
Half Term 3 (Jan-Feb)	<ul style="list-style-type: none"> Measures and mensuration: area Sequences, functions and graphs Mental calculations and checking Written calculations and checking 	<p>Textbooks - Oxford University Press 7A, 7B and 7C. Depending on set.</p>
Half Term 4 (Feb-Mar)	<ul style="list-style-type: none"> Transformations and coordinates Processing and representing data; interpreting and discussing results Equations, formulae and expressions 	<p>My Maths Lessons, Online Home Learning and Games; Number, Algebra, Shape and Space and Data Handling levels 4 – 7.</p>
Half Term 5 (Apr-May)	<ul style="list-style-type: none"> Calculations and checking Geometrical reasoning: coordinates and construction Statistical enquiry 	



Examples of Home Learning Tasks	Most Home learning tasks are set online on My Maths. Your son/daughter will be given their own password to access lessons and Home learning activities as well as games. Other Home Learning may be set for revision purposes.
Assessment Tasks, Methods & Frequency	All students are assessed every 6 weeks with end of year assessments taking place in the May of each year. Assessments are at present written tests.
Equipment Which Students Need	Writing equipment several pens and pencils. Rubbers, rulers. Geometry Set. Scientific calculator.


Parents / Carers can help their child by:	<ul style="list-style-type: none"> Help your child by being positive about mathematics. Point out that maths is everywhere. Ask your child how they work out problems or questions. Take an interest in what your child is doing in maths. Access My Maths together to go over the lessons taught in school. Use time at home to practise practical maths like shopping and cooking.
Useful Websites	<ul style="list-style-type: none"> www.bc.co.uk/bitesize/ks3/maths www.educationquizzes.com/ks3/maths www.subtangent.com/maths
Extra-curricular Activities	<ul style="list-style-type: none"> www.mathscareers.org.uk Maths Club – every day in W10 Activities and Games on My Maths





Who Can I Contact?	Head of Maths	Mr Hinds	
	Teachers of Y7 Maths	Mr Bennett Mr Cook Miss Cottee Mrs Evans Miss Loi	Mr Nagra Mr O'Driscoll Mr Shah Ms Sooriy Mr Tilk

Woodbridge High School Curriculum Overview

Year 7 – Science



	Curriculum Content	Suggested Reading or Extension Activities
<p>During the year, students complete the following units shown here in rotation.</p> <p>Not all students complete the same units at the same time.</p> <p>Please contact the Head of Department for further details.</p>	<p>Super Scientist – how to be a successful secondary school scientist, gain your Bunsen burner license and conduct your own investigations.</p>	<p>Students should ask their teacher for guidance on further reading.</p> <p>Students can extend their work by watching television programmes on science topics.</p> 
	<p>Biology Topics</p> <ul style="list-style-type: none"> • Cells, Tissues & Organs • Reproduction • Photosynthesis 	
	<p>Chemistry Topics</p> <ul style="list-style-type: none"> • Particles • Separating Mixtures • Acids & Alkalis 	
	<p>Physics Topics</p> <ul style="list-style-type: none"> • Forces & Speed • Electricity • Pressure & Moments 	



Examples of Home Learning Tasks	Learning keyword definitions, writing up methods from class practical's, drawing graphs, researching information on the next topic, building models
Assessment Tasks, Methods & Frequency	Students will be assessed in class at least once per topic, there will be a focus on scientific skills such as writing methods and drawing graphs of results. Summative written assessments of knowledge will take place once per term.
Equipment Which Students Need	Pen, Pencil, Ruler, Calculator

Parents / Carers can help their child by:	<ul style="list-style-type: none"> • Encouraging students to learn the meanings of keywords for each topic • Ensuring that home learning is completed on time
Useful Websites	<ul style="list-style-type: none"> • http://www.bbc.co.uk/bitesize/ks3/science/ • http://www.rsc.org/periodic-table
Extra-curricular Activities	<ul style="list-style-type: none"> • Attend Science Club Monday after school in M.G5 – carry out exciting experiments and investigations.

Who Can I Contact?	Head of Science	Ms Tew	
	Teachers of Y7 Science	Ms Boparai Ms Cottle Mr Esop Ms Khan Ms Khudeza	Mrs Laurent Mr Lennox Miss Plumb Mr Rumjaun Ms Verma

Woodbridge High School Curriculum Overview

Year 7 – Art



		Curriculum Content	Extension Activities
Half Term 1 (Sep-Oct)	CORE SKILLS: This first project will teach students key fundamental Art skills in drawing and painting from observation. It will develop into a collage project towards the end of Half Term 2.	<ul style="list-style-type: none"> Observational drawing. Shading techniques - Directional and graduated shading. Colour theory. Painting skills. 	Practice is the key to improving skills. Try drawing from real objects in front of you and using shading to make the object look 3D.
Half Term 2 (Nov-Dec)		<ul style="list-style-type: none"> Painting skills continued. Evaluative skills - reviewing outcomes. Learning how to analyze the work of artists. Collage techniques. 	
Half Term 3 (Jan-Feb)	ABORIGINAL ART: Students will explore and experiment with a range of tools and painting techniques. They will investigate the Aboriginal culture and use their surroundings to inform their own work.	<ul style="list-style-type: none"> Exploring symbols and meanings. Developing ideas - using your environment to inform possible outcomes. Exploring media & techniques – traditional Aboriginal painting methods and tools. 	Visit the British Museum in London to learn more about Aboriginal Art from first hand.
Half Term 4 (Feb-Mar)		<ul style="list-style-type: none"> Reviewing and reflecting skills. Creating outcomes that have been informed by the Aboriginal culture and your own environment. 	
Half Term 5 (Apr-May)	BIONICAL BUGS: Students will further develop their drawing skills but will largely be exploring their creativity and imagination using pen and oil pastel scraffito techniques.	<ul style="list-style-type: none"> Observational drawing - using symmetry. Mark-making – tone and texture. Research skills - Skimming for relevant information, summarizing and presentation. How to use a range of source material to create imaginative ideas. 	Complete further independent research into the sculptor Christopher Conte.



Examples of Home Learning Tasks	<p>Students should expect to receive home learning every 3 weeks:</p> <ul style="list-style-type: none"> Draw a fruit or vegetable and apply directional shading to create tone. Create your own imaginary fruit/ vegetable. Research an Aboriginal 'Journey' painting. Analyze the content. Research the artist Mike Libby and create a fact file about his artwork.
Assessment Tasks, Methods & Frequency	<p>Lessons – Questioning, individual feedback, peer and self assessment, reflection</p> <p>Sketch books – students will receive marks for home learning with written feedback and suggested areas for improvement every 3 weeks.</p> <p>Class Folders – Students will receive end of project marks with targets each term.</p>
Equipment Which Students Need	Rubber, sharpener, long 30cm ruler, HB and 2B shading pencil, glue stick, coloured pencils, black fine liner pen and apron.


Parents / Carers can help their child by:	<ul style="list-style-type: none"> Ensure your child is summarizing information in their own words in research tasks Ensure your child brings their Art equipment to every lesson. Encourage visits to museums/ galleries. Encourage your child to practise drawing from observation.
Useful Websites	<ul style="list-style-type: none"> www.insectlabstudio.com
Extra-curricular Activities	<ul style="list-style-type: none"> Art club in M2.10. Look out for competition opportunities on the Art corridor notice board.





Who Can I Contact?	Head of Art	Miss Ward
	Teachers of Y7 Art	Mrs Johnstone Ms Louka Miss Ward

Woodbridge High School Curriculum Overview

Year 7 – Design & Technology



	Curriculum Content	Suggested Reading or Extension Activities
<p>During the year, students complete the following units shown here in rotation.</p> <p>Not all students complete the same units at the same time.</p> <p>Please contact the Head of Department for further details</p>	<p>Product Design – Bookend Project</p> <ul style="list-style-type: none"> • Intro, examples & research • Design ideas and evaluation • Workshop safety • Cutting joints • CAD/CAM • Applying finish • Plan of making • Evaluation and improvements 	<p>Researching existing bookends and developments in materials used.</p>
	<p>Food Technology – Pizza Project</p> <ul style="list-style-type: none"> • Basics of food hygiene and kitchen safety. • Importance of weighing accurately and using combinations of ingredients to give different flavours and textures in a food product. • Practical work includes muffins, bread rolls and pizzas. 	<p>Experiment with producing the same meals at home. Developing it further by experimenting with different toppings and flavours.</p>
	<p>Graphics – Pewter Pendant</p> <ul style="list-style-type: none"> • Understanding the design process • Properties of metals and materials used for packaging • Knowledge and understanding of point of sale (POS) • Develop CAD skills. • Evaluation and improvements 	<p>Research alternative ways to produce packaging that is more sustainable and environmentally friendly.</p>




Examples of Home Learning Tasks	Completing evaluations connected with the practical item.
Assessment Tasks, Methods & Frequency	<ul style="list-style-type: none"> • Ongoing assessment against national curriculum standards. Students kept informed via tracker sheets.
Equipment Which Students Need	<ul style="list-style-type: none"> • Food ingredients for practical lessons. • Fully equipped pencil case • Access to a computer/ internet

Parents / Carers can help their child by:	<ul style="list-style-type: none"> • Ensuring students have the required ingredients for practical lessons. • Checking that students have completed all home learning tasks set. • Encouraging students to read Design supplements in newspapers. • Visit Design Museum, British Museum, Victoria and Albert Museum, Museum of Brands, Packaging & Advertising
Useful Websites	<ul style="list-style-type: none"> • BBC Bitesize – • http://www.bbc.co.uk/schools/teachers/keystage_3/topics/design_and_technology.shtml • http://www.bbc.co.uk/schools/gcsebitesize/design/ • Design Museum • http://www.educationquizzes.com/ks3/d-and-t/
Extra-curricular Activities	<ul style="list-style-type: none"> • Department clubs & Study support sessions run both at lunchtimes and after school– Please see Head of Department for further details. • Trips specific to the curriculum.

Who Can I Contact?	Head of Design & Technology	Mr Wilson	
	Teachers of Y7 Design & Technology	Miss Dennis Miss Gentry Miss Gleeson	Mr O'Brien Mr Savill Mr Wilson


Woodbridge High School Curriculum Overview

Year 7 – Drama



	Curriculum Content	Suggested Reading or Extension Activities
Half Term 1 (Sep – Oct)	<u>Introduction to drama skills and techniques</u> <ul style="list-style-type: none"> Develop ability to work effectively in groups. Explore and develop skills and techniques. Respond to the given stimuli 	Experiencing drama is the best way to develop and extend ideas.
Half Term 2 (Nov-Dec)	<u>Darkton</u> <ul style="list-style-type: none"> Explore an imagined situation Develop in role responses Form and structure presentations 	Visiting the theatre is a great extension to the in class experience.
Half Term 3 (Jan-Feb)	<u>Greek Theatre</u> <ul style="list-style-type: none"> Develop knowledge of the foundation of drama Understand the specific techniques in Greek Theatre Create performances in this style using traditional text and interpret modern ideas 	There are many performances both locally and beyond that capture and show new ideas and ways to tell stories. One of the easiest to access is Redbridge Drama Centre.
Half Term 4 (Feb-Mar)	<u>Max</u> <ul style="list-style-type: none"> Exploration of the impact of Bullying Understand the inner emotions of a bullied person Reflect on the personal response and how Bullying can be dealt with both as a bullied person and on-looker 	Alongside visiting is to take part in extra-curricular drama both in school and outside. We run lunchtime and after-school clubs.
Half Term 5 (Apr-May)	<u>Spies, Stories and Humpty Dumpty</u> <ul style="list-style-type: none"> Demonstrate the use of skills and techniques to present stories and characters Construct responses with others Respond in imaginative and creative way 	We offer opportunities to perform in school and hope to continue this. This includes the annual school production.

Examples of Home Learning Tasks	Research and develop knowledge of history of theatre and skills Rehearsal and development of performance
Assessment Tasks, Methods & Frequency	All Schemes of Learning have an end performance that is assessed. Within class we reflect on what has been created and discuss how skills and techniques could be further developed.
Equipment Which Students Need	Asked to bring in props to enhance a performance




Parents / Carers can help their child by:	<ul style="list-style-type: none"> Visit the theatre or watching these on television Encourage reading of imaginative stories Identify potential props that could be used in a performance
Useful Websites	<ul style="list-style-type: none"> www.vam.ac.uk/page/t/theatre-and-performance/ www.nationaltheatre.org.uk/discover-more www.redbridgedramacentre.co.uk
Extra-curricular Activities	<ul style="list-style-type: none"> Lunchtime and After-school Clubs Whole school production Theatre trips



Who Can I Contact?	Head of Drama	Miss Cranwell
	Teachers of Y7 Drama	Ms Cox Miss Cranwell Miss Stevenson

Woodbridge High School Curriculum Overview

Year 7 – French



	Curriculum Content	Suggested Reading or Extension Activities
Half Term 1 (Sep – Oct)	<ul style="list-style-type: none"> Introduce yourself and where you live Understand key strategies to use when learning French Talk about likes and dislikes Describe yourself and others Talk about your family and friends 	www.hellomylo.com “I need the basics”
Half Term 2 (Nov-Dec)	<ul style="list-style-type: none"> Talk about school subjects and your timetable Give opinions and agree or disagree Tell the time in French Use some key verbs to talk about what you do at school Compare schools in Britain and France 	Working out information from French school websites
Half Term 3 (Jan-Feb)	<ul style="list-style-type: none"> Talk about free time activities including sport Use verbs ending in –er to talk about technology Give opinions using a verb plus the infinitive Be able to say what activities other people do 	Find out information on French sportspeople or teams Practice regular –er verb endings using www.conjuguemos.com
Half Term 4 (Feb-Mar)	<ul style="list-style-type: none"> Use ‘il y a’ to say what there is in your town Ask for, understand and give directions Say where you and others go at the weekend Use ‘on peut’ to say what you can do in your town 	Research a French town or city
Half Term 5 (Apr-May)	<ul style="list-style-type: none"> Talk about where you usually go and what you do on holiday Use reflexive verbs to talk about getting ready to go out Introduce a few verbs in past and future to talk about holidays in different tenses Be able to order drinks and snacks in a cafe 	www.linguascope.com Username: Woodbridge Password from French teacher

Examples of Home Learning Tasks	<ul style="list-style-type: none"> Describing your favourite celebrity Reading comprehension Research in English – preparing a presentation in French Grammar and vocabulary learning Puzzles – crosswords, logic puzzles etc 	
Assessment Tasks, Methods & Frequency	One formal assessment per term – reading, writing, listening or speaking Mini vocabulary and grammar tests as appropriate	
Equipment Which Students Need	<ul style="list-style-type: none"> Pens, rulers, highlighters, glue Access to the internet at home A French dictionary or access to online dictionary 	

Parents / Carers can help their child by:	<ul style="list-style-type: none"> Helping students to learn words from the yellow vocabulary book Ensuring that home learning is completed and checked, and writing has not been done using internet translators
Useful Websites	<ul style="list-style-type: none"> www.linguascope.com www.hellomylo.com www.conjuguemos.com
Extra-curricular Activities	<ul style="list-style-type: none"> Day trip to France offered to all year 7 French students Enrichment activities through the year for students with good effort / achievement

Who Can I Contact?	Head of French	Ms Gape
	Teachers of Y7 French	Ms Gape Miss Jacob Miss Moroz

Woodbridge High School Curriculum Overview

Year 7 – Geography



	Curriculum Content	Assessment, Suggested Reading or Extension Activities
Half Term 1 (Sep – Oct)	What is Geography? <ul style="list-style-type: none"> Baseline test Cities 	Short answer questions/ multiple choice.
Half Term 2 (Nov-Dec)	Biomes and Ecosystems <ul style="list-style-type: none"> Polar regions Hot deserts 	Design an animal assessment based on a biome.
Half Term 3 (Jan-Feb)	Population <ul style="list-style-type: none"> Where do people live? How has this changed? Migration 	Written Report
Half Term 4 (Feb-Mar)	Introduction to Plate Tectonics <ul style="list-style-type: none"> Iceland Tourism (fieldwork) 	A mini controlled assessment based on fieldwork.
Half Term 5 (Apr-May)	Geology- Rocks, Weathering and Soils <ul style="list-style-type: none"> Link to Biomes Dig a soil pit 	End of year written exam.

Examples of Home Learning Tasks	<ul style="list-style-type: none"> Home Learning sheets will complement each topic Home Learning sheets will be electronic and emailed to students/parents
Assessment Tasks, Methods & Frequency	Each topic will have an assessment. The type of assessment will vary depending on the topic and core skill range
Equipment Which Students Need	<ul style="list-style-type: none"> Full Pencil Case (Including Green Pens and Calculators)

Parents / Carers can help their child by:	<ul style="list-style-type: none"> Fully equipping students and checking their pencil case Asking students to teach parents what they've learnt in/out of class Check students have completed Home Learning Get students to regularly read/watch the news Support students in being resilient and lifelong learners
Useful Websites	<ul style="list-style-type: none"> BBC Bitesize Geography http://www.bbc.co.uk/bitesize/ks3/geography/ Twitter- @WHSGeography https://twitter.com/WHSGeography Geography All The Way http://www.geographyalltheway.com/ GeographyPods http://www.geographypods.com/ DreamTeach Activ http://www.dreamteachactiv.co.uk/ Get Revising http://getrevising.co.uk/
Extra-curricular Activities	<ul style="list-style-type: none"> GeogDrop GeoCaching

Who Can I Contact?	Head of Geography	Mr Steacy-Buck
	Teachers of Y7 Geography	Ms Kong Miss Sheehan Mr Steacy-Buck

Woodbridge High School Curriculum Overview

Year 7 – German



	Curriculum Content	Suggested Reading or Extension Activities
Half Term 1 (Sep – Oct)	<ul style="list-style-type: none"> Students will learn to introduce themselves including name, age, where they live, character, favourite things Using the German alphabet to understand how words are spelled and numbers up to 19 Using connectives and qualifiers to make sentences more interesting 	Use this link to understand questions and participate in a quiz about favourite things http://www.ukgermanconnection.org/kids-favourite-things
Half Term 2 (Nov-Dec)	<ul style="list-style-type: none"> Talking about family and pets Using adjectives to describe appearance Using all parts of the verb 'haben' – to have Learning about German culture and Christmas traditions 	Students complete research about Christmas traditions in German speaking countries
Half Term 3 (Jan-Feb)	<ul style="list-style-type: none"> Talking about sports and leisure activities Using adverbs of frequency to say how often you do things Expressing opinions in a variety of ways Making sound-writing links to predict the pronunciation/spellings of new words 	Use this link to watch a video clip about sports day at a German school http://www.bbc.co.uk/learningzone/clips/sports-day-at-a-german-school/5718.html
Half Term 4 (Feb-Mar)	<ul style="list-style-type: none"> Talking about school (school subjects, timetable, school items) Using possessive adjectives e.g 'mein' (my) Use the verb 'es gibt' to say what there is or there are Giving a presentation about your dream school 	Use this link to watch a video clip about a German school day http://www.bbc.co.uk/learningzone/clips/the-school-day-in-germany/5715.html
Half Term 5 (Apr-May)	<ul style="list-style-type: none"> Students will study various fairy tales Reading and finding meanings in longer texts Looking at sentence patterns to understand word order Students write their own fairy tale 	Use this link for <i>Little Red Riding Hood</i> http://www.ukgermanconnection.org/kids-rotkaeppchen

Examples of Home Learning Tasks	Vocabulary Learning, preparing a poster presentation; preparing a ppt. presentation writing short paragraphs e.g description of a famous person
Assessment Tasks, Methods & Frequency	Students will be assessed after each unit of work and throughout lessons. Tasks include: Extended writing 'Everything about myself'; Oral Presentation 'Christmas and New Year Traditions'; Listening and Reading comprehensions
Equipment Which Students Need	Year 7 vocabulary booklet, highlighter pens, a bilingual dictionary


Parents / Carers can help their child by:	<ul style="list-style-type: none"> Learning new vocabulary with their child and practise together Encouraging their child to teach the parent some of the new items learnt Ensure that all H/L is completed on time
Useful Websites	<ul style="list-style-type: none"> http://www.wordreference.com http://www.linguascope.com http://www.ukgermanconnection.org/kids-home-uk
Extra-curricular Activities	<ul style="list-style-type: none"> KS3 German club





Who Can I Contact?	Head of German	Mrs Turner
	Teachers of Y7 German	Mrs Bemath Mr Samuels

Woodbridge High School Curriculum Overview

Year 7 – History



	Curriculum Content	Suggested Reading or Extension Activities
Half Term 1 (Sep – Oct)	<ul style="list-style-type: none"> Introduction to History- what is history, introduction to historical skills and source work Medieval life- 1066- why did William win the Battle of Hastings? 	<p>Students should be encouraged to find out more about the period in history they are studying. This might involve reading or watching documentaries. Teachers can give guidance on further reading if required.</p>  
Half Term 2 (Nov-Dec)	<ul style="list-style-type: none"> How did William I control England? Causes and Effects of the Black Death King John- good or bad king? 	
Half Term 3 (Jan-Feb)	<ul style="list-style-type: none"> Tudors- Why did Henry VIII break from Rome? Tudors- Why was it dangerous to be the 'wrong religion' 1547-1603? 	
Half Term 4 (Feb-Mar)	<ul style="list-style-type: none"> Did Mary I deserve to be called 'Bloody Mary'? Why did the Spanish Armada fail? Why did England's first colony fail- Roanoke 	
Half Term 5 (Apr-May)	<ul style="list-style-type: none"> Why did England's first colony fail? The Civil War – who was responsible? 	

Examples of Home Learning Tasks	Pupils are given 2 projects to complete throughout the year- Castles in half term 2, and Crusades in half term 4. Pupils are given 6 weeks approximately to complete each project, and this forms the home learning for the term. Tasks in projects are linked closely to historical skills that are used in assessments. During the first half term pupils may be given smaller 'one-off' tasks such as create a timeline.
Assessment Tasks, Methods & Frequency	Assessment 1- Why did William win the Battle of Hastings (written essay) Oct, Assessment 2- How did William control England (poster/spray diagram) Nov, Assessment 3- Why was the Spanish Armada defeated (written essay) March
Equipment Which Students Need	Pen, pencil, ruler, rubber, highlighter, glue, colouring pencils

Parents / Carers can help their child by:	<ul style="list-style-type: none"> Going over exercise books and reading through targets together, looking for opportunities to apply them Checking on time management for home learning projects- on course to get completed on time Going over assessment feedback and thinking about how it can applied to the next one
Useful Websites	<ul style="list-style-type: none"> MLE has links to relevant websites for extended or further reading
Extra-curricular Activities	<ul style="list-style-type: none"> History home learning club on Wednesday lunchtimes in W15



Who Can I Contact?	Head of History	Mrs Bell	
	Teachers of Y7 History	Mr Bhullar Mrs Bell Mrs Doig	Mr Laws Ms Stobbart Miss Whelan

Woodbridge High School Curriculum Overview

Year 7 – ICT & Computing



	Curriculum Content	Suggested Reading or Extension Activities
Half Term 1 (Sep – Oct)	ICT and Computing at Woodbridge <ul style="list-style-type: none"> Describing and analysing a range of hardware and software E-safety project <ul style="list-style-type: none"> Students create a website about knowledge and concepts gained about e-safety 	Extended home learning project: To create an ICT model. http://stopcyberbullying.org/prevention/parents_role.html
Half Term 2 (Nov-Dec)	Database <ul style="list-style-type: none"> Students learn about data representation, data types, uses of database in wider world. Students are taught the differences between paper based and computerized databases-looking at the advantages and disadvantages of each method. They create their own databases where they filter and sort data. 	Describe and explain fields and records in a particular type of database.
Half Term 3 (Jan-Feb)	Animation using Adobe Flash <ul style="list-style-type: none"> Students to plan, design and create a short animation clip using Adobe Flash software 	Free Flash tutorials http://www.freeadobeflashtutorials.com/
Half Term 4 (Feb-Mar)	Spreadsheets <ul style="list-style-type: none"> Understanding spreadsheets and their use in the world. Designing and creating their own spreadsheets Students are taught how to format, construct spreadsheet formulae, and represent data in visual ways. 	http://www.excelcentral.com/
Half Term 5 (Apr-May)	Computing with Python <ul style="list-style-type: none"> Programming skills are gained. Students write and execute their own code to simulate artificial intelligence. 	How to get started with Python http://www.learnpython.org/ Learning how to code www.code.org


Examples of Home Learning Tasks	Create a computer model from recycled materials. Describe with the use of examples professions that use databases. Write the code which will execute as a conversation.
Assessment Tasks, Methods & Frequency	Mostly computer based projects, constant feedback provided to students verbally during lesson time. Assessed home learning sheets provided once a fortnight. Overall project assessed towards end.
Equipment Which Students Need	Computers, pencil case.  

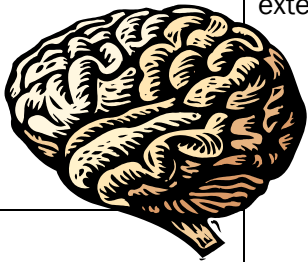



Parents / Carers can help their child by:	<ul style="list-style-type: none"> Supporting them with specific home learning tasks Providing guidance with extended home learning projects
Useful Websites	<ul style="list-style-type: none"> http://stopcyberbullying.org/prevention/parents_role.html https://www.thinkuknow.co.uk/parents/ http://www.learnpython.org/
Extra-curricular Activities	<ul style="list-style-type: none"> Computer Club held by ICT and Computing teachers



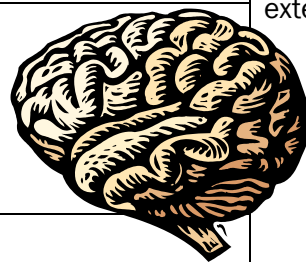
Who Can I Contact?	Head of ICT & Computing	Mr Martin	
	Teachers of Y7 ICT & Computing	Ms Bhudia Mr Chandler	Mr Martin Ms Mistry

Woodbridge High School Curriculum Overview

Year 7 – Life Studies



Curriculum Content		Suggested Reading or Extension Activities
<p>During the year, students complete the following units shown here in rotation.</p> <p>Not all students complete the same units at the same time.</p> <p>Please contact the Head of Department for further details</p>	<p>Learning to Learn</p> <ul style="list-style-type: none">• Collaboration and working together• Listening for learning• Perseverance	<p>Students should discuss the issues raised during Life Studies with peers, parents and teachers. Discussion and debate are the best way to extend their learning.</p>    
	<p>Ourselves and Others</p> <ul style="list-style-type: none">• Choosing and making friends• Respect• Responsibilities• Personal space	
	<p>Health and Development</p> <ul style="list-style-type: none">• Personal Hygiene• Physical and emotional change and puberty• Basic first aid	
	<p>Work and Careers</p> <ul style="list-style-type: none">• My school career – exams and plans• What is a career?• My ideal career and what would suit me	
	<p>Enterprise and Finance</p> <ul style="list-style-type: none">• What is enterprise?• Problem solving• Working in a team	
<p>Examples of Home Learning Tasks</p>	<p>Home Learning tasks are only occasionally set for Life Studies. Lessons consist of discussion and debate, with some written work.</p>	
<p>Assessment Tasks, Methods & Frequency</p>	<p>Assessment is continuous through teacher observation.</p>	
<p>Equipment Which Students Need</p>	<p>Pens, pencils, ruler.</p>	
<p>Parents / Carers can help their child by:</p>	<ul style="list-style-type: none">• Discussing and debating the issues raised.• Encouraging students to find out more.• Watching documentaries with their children	
<p>Who Can I Contact?</p>	Assistant Headteacher	Miss Année
	<p>Life Studies is taught to Y8 by a range of specialist teachers on a rotation.</p>	



Woodbridge High School Curriculum Overview

Year 7 – Music



	Curriculum Content	Suggested Reading or Extension Activities
Half Term 1 (Sep – Oct)	African Music <ul style="list-style-type: none"> Performance of African songs and drumming rhythms Composition of an African performance 	Revise rhythm notation Listening to examples of this style of music
Half Term 2 (Nov-Dec)	Musical Structures <ul style="list-style-type: none"> Performing examples of binary, ternary and rondo form Composing pieces within a given musical structure 	Revise musical notation Listening to examples of this style of music
Half Term 3 (Jan-Feb)	Theme and Variation <ul style="list-style-type: none"> Performing examples of theme and variation pieces Creating a set of variations on a given theme melody 	Listening to examples of this style of music
Half Term 4 (Feb-Mar)	Protest Songs <ul style="list-style-type: none"> Performance of examples of protest songs Listening to and analyzing examples of protest songs 	Listening to examples of this style of music
Half Term 5 (Apr-May)	Performing as an Ensemble <ul style="list-style-type: none"> Creating a class performance of a song Practising rehearsal and ensemble performance skills 	Listening to examples of this style of music



Examples of Home Learning Tasks	Music Theory workbook Listen to examples of the musical styles studied.
Assessment Tasks, Methods & Frequency	At the end of each half term project there will be an assessment. Students will perform or show their work and will then evaluate it and reflect on their progress through discussion and written work.
Equipment Which Students Need	Pen/pencil. Students are encouraged to bring their instrument in if they have private lessons.


Parents / Carers can help their child by:	<ul style="list-style-type: none"> Helping with revision of musical notation Listening to music and discussing opinions and musical elements heard
Useful Websites	<ul style="list-style-type: none"> www.youtube.com (for listening to examples of music and instrumental skills) www.bbc.co.uk/music (excellent videos and tracks of experts discussing music)
Extra-curricular Activities	<ul style="list-style-type: none"> Please see Music Department clubs timetable



Who Can I Contact?	Head of Music	Miss Furse
	Teachers of Y7 Music	Ms Exposito Miss Furse

Woodbridge High School Curriculum Overview

Year 7 – Physical Education



	Curriculum Content	Suggested Reading or Extension Activities
<p>During the year, students complete the following units shown here in rotation.</p> <p>Not all students complete the same units at the same time.</p> <p>Please contact the Head of Department for further details</p>	Summer / Autumn <ul style="list-style-type: none"> Cricket Rounders Softball Athletics Netball Gymnastics Fitness Badminton Dance 	<p>Extra-curricular clubs run in most of the sports offered during curriculum time.</p>
	Winter / Spring <ul style="list-style-type: none"> Football Rugby Netball Gymnastics Fitness Badminton Basketball Handball Fitness for games Hockey 	 


Examples of Home Learning Tasks	Learn two rules for the specific sport, practice a specific skill, devise a particular warm up for a small group
Assessment Tasks, Methods & Frequency	Continuous assessment throughout activity
Equipment Which Students Need	White Woodbridge Polo shirt, Black Woodbridge shorts, Black Woodbridge tracksuit, socks, trainers, gumshield (for rugby), football boots



Parents / Carers can help their child by:	<ul style="list-style-type: none"> Ensuring that they have the correct kit for every lesson Encourage pupils to attend extra curricular sessions
Extra-curricular Activities	<ul style="list-style-type: none"> All activities have an extra curricular club at lunchtime or after school to improve pupil performance

Who Can I Contact?	Head of PE	Mr Jones	
	Teachers of Y7 PE	Mr Doolan Ms Ennis Mr Fuschillo	Mr Jones Miss Moore Miss Payne

Woodbridge High School Curriculum Overview

Year 7 – Religious Education




	Curriculum Content	Suggested Reading or Extension Activities
Half Term 1 (Sep – Oct)	Topic 1: Religion and Belief <ul style="list-style-type: none"> Religious and non-religious views in the class, school community and the wider world. Differentiate between facts & beliefs and how we gain knowledge about the world. Ultimate questions about the meaning of life and the existence of the universe. Develop RE writing skills by producing an essay on the theme of religion and belief 	Read the book Sophie's World by Jostein Gaarder
Half Term 2 (Nov-Dec)		
Half Term 3 (Jan-Feb)	Topic 2: Sacred Texts <ul style="list-style-type: none"> The differences between traditional books and modern electronic communication What makes a book 'holy' or 'sacred'? Christian, Muslim and Sikh beliefs about sacred texts. How Christians, Muslims and Sikhs use their sacred texts in public and private worship Develop RE writing skills by producing an essay on the theme of sacred texts. 	Come and look at the sacred texts available in the RE department. Read some of the stories in them.
Half Term 4 (Feb-Mar)		Talk to a friend about their religion and how they use their holy book.
Half Term 5 (Apr-May)	Topic 3: Signs and Symbols <ul style="list-style-type: none"> The relevance of symbols and how they are used in religious and non-religious contexts. The media debate on the use of religious symbols. Christian, Muslim, Sikh, Hindu, Buddhist and Jewish symbolism at birth, in marriage and at death Develop RE writing skills by producing an essay on the theme of signs and symbols. 	Look for religious symbols in your local area. They might be symbols on religious buildings or symbols people are wearing. What does this tell you about your community? 

Examples of Home Learning Tasks	Extended writing skills using the PPE (point/evidence/explanation) criteria Learning subject specific key words and how to use them in writing Interviewing friends and family members about their religious and non-religious beliefs
Assessment Tasks, Methods & Frequency	Formal written assessment at the end of the topic. Home learning formally assessed at the end of the topic. Informal speaking and listening assessment during class discussions and debates.
Equipment Which Students Need	Two writing pens (blue / black ink), pencil, ruler, rubber, sharpener.



Parents / Carers can help their child by:	Check home learning diary for project deadlines and support child meeting deadlines. Encouraging their child to speak with their class teacher if they need help in RE.
Useful Websites	<ul style="list-style-type: none"> www.bbc.co.uk/religion www.bbc.co.uk/learning/subjects/religious_studies
Extra-curricular Activities	<ul style="list-style-type: none"> Home learning support – Tuesdays after school – W28 – with Miss Pullen

Who Can I Contact?	Head of RE	Ms Pullen	Ms Stobbart
	Teachers of Y7 RE	Mr Andrews Ms Pullen	



Woodbridge High School Curriculum Overview

Year 7 – Russian




	Curriculum Content	Suggested Reading or Extension Activities
Half Term 1 (Sep – Oct)	<ul style="list-style-type: none"> Key strategies to help us learn a new language Cultural facts about Russia Russian alphabet; cognates' recognition Introducing yourself; asking 'how you are'; counting to 20 Sports and the verb 'to play' 	Researching cultural facts about Russia Making Russian Alphabet cards to help with learning the alphabet
Half Term 2 (Nov-Dec)	<ul style="list-style-type: none"> Alphabet revision Expressing likes/dislikes; using connectives Food; facts about Russian food Understanding longer texts; dialogues about likes/dislikes Russian Christmas and New Year traditions 	Research about Russian food and Sport in Russia Home learning project- presentation about likes/dislikes (food and sport)
Half Term 3 (Jan-Feb)	<ul style="list-style-type: none"> Giving reasons for your likes/dislikes; using connectives Saying where you live and expressing opinions Facts about Moscow and St Petersburg Giving the information about yourself and hobbies 	Facts about Moscow and St Petersburg H/I project- writing about yourself and your hobbies
Half Term 4 (Feb-Mar)	<ul style="list-style-type: none"> Classroom objects; gender in Russian Using the structure 'I have/ I do not have' My family; saying other people's names Russian names and Russian famous people; Patronymics Pets and adjectives to describe them 	Home learning project- mini booklet 'My Family' Research about famous Russians
Half Term 5 (Apr-May)	<ul style="list-style-type: none"> Months and dates in Russian Birthdays, saying how old you are Russian fairy tales; reading authentic texts 	Russian fairy tales H/I project 'About myself' to sum up everything learned

Examples of Home Learning Tasks	Preparing presentations about what you like/dislike (food/sports); information about yourself and your family Cultural research projects as outlined above Vocabulary and alphabet learning
Assessment Tasks, Methods & Frequency	Half-termly assessments in reading, writing and speaking Vocabulary tests
Equipment Which Students Need	Pens, pencils, ruler, exercise book, vocabulary booklet



Parents / Carers can help their child by:	<ul style="list-style-type: none"> Assisting in learning the Russian alphabet and vocabulary, and regularly testing your child Encouragement and checking planners and SMHW site for home learning tasks Buying them a small Russian/ English dictionary- The Oxford Beginner's Dictionary for Russian is recommended
Useful Websites	<ul style="list-style-type: none"> The school MLE contains most of the teaching materials needed and examples of previous home learning projects
Extra-curricular Activities	<ul style="list-style-type: none"> Whole school trip to St Petersburg planned for October 2015 Key stage 3 Russian Home Learning Club at lunch-time



Who Can I Contact?	Head of Russian	Mrs Clark
	Teachers of Y7 Russian	Mrs Clark Miss Moroz Miss Riddell

Woodbridge High School Curriculum Overview

Year 7 – Spanish



	Curriculum Content	Suggested Reading or Extension Activities
Half Term 1 (Sep – Oct)	<ul style="list-style-type: none"> Introduce myself, say how I feel and where I live Talk about my like and my dislikes Discuss my heroes using SER and learn about famous Spanish people Introduce my family using TENER 	Talk about different people Use the CROATIAN to form longer and more complex sentences
Half Term 2 (Nov-Dec)	<ul style="list-style-type: none"> Discuss what myself and others do in our free time Describe the weather - discover about weather and activities in the Spanish speaking world Talk about the sport you practice using the present tense 	Conjugate AR verbs at plural persons to talk about others Be a grammar leader and explain rules to the class
Half Term 3 (Jan-Feb)	<ul style="list-style-type: none"> Give a range of opinion on the subjects I study Talk about my school and its facilities using hay Talk about what we do at break and lunch with ER & IR verbs Look at the difference between Spanish and English schools 	Talk about different people using a range of different verbs Use the CROATIAN to form longer and more complex sentences
Half Term 4 (Feb-Mar)	<ul style="list-style-type: none"> Describe myself and my family using a range of adjectives Talk about other people's personalities using irregular verbs Movie project – Valentin , describe the characters and give opinions 	Produce longer sentences , in written and spoken form, talking about different people and using more complex structures
Half Term 5 (Apr-May)	<ul style="list-style-type: none"> Describe your town and where you go in town Discover and describe Capital cities from Spanish speaking countries Be able to tell the time in Spanish Talk about what you will be doing in town next weekend 	Use both present and future in the same text Use the CROATIAN to form longer and more complex sentences Be a grammar leader and explain rules to the class

Examples of Home Learning Tasks	Writing tasks , vocab learning , prepare a presentation
Assessment Tasks, Methods & Frequency	Every half term, alternating between speaking, reading, listening and writing assessments in class
Equipment Which Students Need	Pencil case, ruler, glue, exercise book, vocabulary booklet, planner

Parents / Carers can help their child by:	<ul style="list-style-type: none"> Helping with vocabulary learning (use the vocabulary booklet) Help to check spelling with writing tasks
Useful Websites	<ul style="list-style-type: none"> www.linguascope.com ; www.languagesonline.org www.conjuguemos.com ; www.zut.org
Extra-curricular Activities	<ul style="list-style-type: none"> Lunchtime Spanish club drop in sessions for extra help . Tuesday week1, Wednesday week2 Half termly reward activities on invitation

Who Can I Contact?	Head of Spanish	Miss Zmirou
	Teachers of Y7 Spanish	Ms Gape Mrs Moloney Miss Zmirou

