



WOODBIDGE HIGH SCHOOL

Curriculum Booklet for Parents Year 11 2016-17



CONTENTS

Introduction	2
English and English Literature (GCSE)	3
Mathematics (GCSE)	4
Science: Biology (GCSE)	5
Science: Chemistry (GCSE)	6
Science: Physics (GCSE)	7
Science: Core (GCSE)	8
Art, Craft & Design (GCSE)	9
Business Studies (GCSE)	10
Business Studies (BTEC)	11
Child Development (GCSE)	12
Computer Science (GCSE)	13
Creative iMedia (Cambridge National)	14
Design & Technology: Food Technology (GCSE)	15
Design & Technology: Graphics (GCSE)	16
Design & Technology: Product Design (GCSE)	17
Drama (GCSE)	18
French (GCSE)	19
Geography (GCSE)	20
German (GCSE)	21
Health and Social Care (Cambridge National)	22
History (GCSE)	23
ICT (GCSE)	24
Life Studies	25
Media Studies (GCSE)	26
Music (GCSE)	27
Performing Arts (BTEC)	28
Physical Education (Core)	29
Physical Education(GCSE)	30
Psychology (GCSE)	31
Religious Studies (GCSE)	32
Russian(GCSE)	33

Dear Parent

This booklet provides you with details of the curriculum which your son / daughter will follow in year 11 at Woodbridge High School. It will allow you to help them plan their studies and revision, and gives you suggested examples of wider reading and extension activities to try at home. The equipment which your son / daughter will need is indicated, along with some ways in which parents can help students with their studies.

Please do not hesitate to contact me should you have any questions about the school's curriculum as a whole, and individual teachers or heads of department if your queries are subject specific. They can be contacted using the email addresses which are in the 'Contact Us' section of the school's website.

I hope that you will find this information useful.

Steven Hogan

Deputy Headteacher: Curriculum
shogan@woodbridge.redbridge.sch.uk

Woodbridge High School Curriculum Overview

Year 11 – English & English Literature (GCSE)



	Curriculum Content	Suggested Reading or Extension Activities
Half Term 1 (Sep – Oct)	GCSE English Literature Component 1 section B only – Poetry Anthology 1789 to the present day. <ul style="list-style-type: none"> An introduction for learners to the rich heritage of poetry across the centuries Studying the poets’ use of form, language and structure Understanding how poets explore similar themes in different ways 	BBC GCSE Bitesize Contextual research: social, historical, cultural events 1700s to the present day. Wider reading of selected classic and contemporary poems. Department resources
Half Term 2 (Nov-Dec)	GCSE English Language Component 2 – Section A – 19th and 21st century non-fiction reading and writing. <ul style="list-style-type: none"> Reading two high quality non-fiction texts from the 19th and the 21st centuries Writing in a discursive / transactional / persuasive way for a range of audiences School mock examination: English Literature Component 1 	Revising of <i>Romeo and Juliet</i> for the mock exam, in addition to the Poetry Anthology Reading of literary non-fiction texts, such as biographies. Reading articles from a quality newspaper or from the BBC news or Guardian website. Research pre-1900 wider non-fiction topics such as sports and politics
Half Term 3 (Jan-Feb)	GCSE English Language Component 2 – Section A – 19th and 21st century non-fiction reading and writing - Continued.	As above. Wider reading in non-fiction particularly quality national newspaper journalism
Half Term 4 (Feb-Mar)	GCSE English Language Component 2 – Section A – 19th and 21st century non-fiction reading and writing. Continued. <ul style="list-style-type: none"> School mock examination: English language Component 2 	BBC Bitesize and other online revision sources and in-house booklets
Half Term 5 (Apr-May)	Revision in preparation for GCSE English Language and Literature exams.	Reading and discussion of the core literature texts; department resources



Shakespeare

Examples of Home Learning Tasks	Essays; past papers; research projects and wider reading.
Assessment Tasks, Methods & Frequency	On-going assessments and full year group School Mock Examinations
Equipment That Students Need	Pupils will be provided with resources and revision material. It is advised that all pupils will have purchased their core Literature texts: <i>An Inspector Calls</i> by J.B. Priestley, <i>A Christmas Carol</i> by Charles Dickens, and <i>Romeo and Juliet</i> by William Shakespeare; green pen for regular editing; ruler; highlighter.

Parents / Carers can help their child by:	<ul style="list-style-type: none"> Ensuring that pupils read every day and widely, both fiction and non-fiction texts.
Useful Websites	BBC Bitesize; http://nfs.sparknotes.com/romeojuliet/ (<i>No Fear Shakespeare</i> – modern English and original text side-by-side); https://www.theguardian.com/uk
Extra-curricular Activities	<ul style="list-style-type: none"> Newspaper Club, Reading Club, Debating Club

Who Can I Contact?	Head of English	Mrs Amihere	
	Teachers of English	Mrs Amihere Ms Boht Ms Colman Miss Geary Ms Jackson	Ms Minhas Miss Rée Miss Ruzane Mr Wingfield

Woodbridge High School Curriculum Overview

Year 11 – Mathematics (GCSE)



	Curriculum Content	Suggested Reading or Extension Activities
Half Term 1 (Sep – Oct)	<ul style="list-style-type: none"> 3D Shapes, Volume of a prism, Volume and Surface Area, Frequency Diagrams, Averages and Spread, Box Plots and Cumulative frequency graphs, Scatter graphs, Time Series (H) 3D shapes, Volume of a prism, Volume and Surface Area, Frequency Diagrams, Averages and Spread, Scatter graphs & correlation, Time series (F) 	Extension and Activities to all topics can be found on: www.nrich.maths.org
Half Term 2 (Nov-Dec)	<ul style="list-style-type: none"> Cubic and Reciprocal graphs, Exponential and trigonometric functions, Real life graphs, Gradients and areas under graphs, Equation of a circle, Pythagoras' Theorem, Trigonometry, Vectors (H) Properties of quadratic functions, Sketching functions, Real life graphs, Pythagoras' Theorem, Trigonometry and Vectors (F) Mock exam 1 	My Maths lessons and on-line home learning in number, algebra, Geometry, Statistics, Probability and Ratio & Proportion as well as activities from Grade 3 – 9 on Mathswatch
Half Term 3 (Jan-Feb)	<ul style="list-style-type: none"> Sets, Possibility Spaces, Tree Diagrams, Conditional Probability, Linear Sequences, Quadratic Sequences, Special Sequences (H) Combined Events, Sets, Possibility spaces, Tree diagrams, Sequence Rules, Finding the nth term, Special sequences (F) 	Edexcel Pearson Revision Guide, Foundation or Higher
Half Term 4 (Feb-Mar)	<ul style="list-style-type: none"> Compound units, Converting between units, Direct and Inverse Proportion, Rates of change and Growth & Decay (H) Compound Units, Direct Proportion, Inverse Proportion and Growth and Decay (F) Mock exam 2 Individualised Schemes of learning based on QbyQ analysis of mock 1. 	Text Books: Oxford University Press GCSE Text Books
Half Term 5 (Apr-May)	<ul style="list-style-type: none"> Individualised Schemes of learning based on QbyQ analysis of mock 2. 	


Examples of Home Learning Tasks	Re-enforces what pupils have learnt in class, e.g. find missing sides using Pythagoras. Home learning is set once a week on MyMaths and completed by students online.
Assessment Tasks, Methods & Frequency	Students will be tested every 3-4 weeks, based on each unit of work. The first mock will be in November, and 2 nd in March.
Equipment That Students Need	Scientific Calculator, Ruler, Protractor, Pencils, Pens, Rubber, Compasses.

Parents / Carers can help their child by:	<ul style="list-style-type: none"> Encouraging students to complete Booster packs in MyMaths. Sending children fully equipped for mathematics lessons.
Useful Websites	<ul style="list-style-type: none"> www.mathswatchvle.com www.kerboodle.com www.mymaths.co.uk
Extra-curricular Activities	<ul style="list-style-type: none"> To use the web site Manga High as children learn best where they have to make choices in order to solve a problem or puzzle and where they can explore and talk about their ideas to approach the problem. www.mathscareers.org.uk Maths Club

Who Can I Contact?	Head of Maths	Mr Cook	
	Teachers of Y11 Maths	Mr Bennett Mr Cook Ms Fisher Miss Karbhari Mr Nagra	Mr Rahman Ms Rahman Mr Shah Mr Tilk Miss Waddilove

Woodbridge High School Curriculum Overview

Year 11 – Science: Biology (GCSE)



	Curriculum Content	Suggested Reading or Extension Activities
Half Term 1 (Sep – Oct)	<ul style="list-style-type: none"> Ecology and the environment Feeding relationships Cycles of life (Carbon, water, nitrogen) Pollution 	CGP Edexcel Certificate/international GCSE revision guide to be used to consolidate all topics.
Half Term 2 (Nov-Dec)	<ul style="list-style-type: none"> Homeostasis Excretion and the urinary system Kidneys and the Nephron 	
Half Term 3 (Jan-Feb)	<ul style="list-style-type: none"> Coordination and response – The nervous system Structure and function of the eye Hormones and messages Plant responses Uses of Biological resources 	
Half Term 4 (Feb-Mar)	<ul style="list-style-type: none"> Revision and exam practice 	
Half Term 5 (Apr-May)	<ul style="list-style-type: none"> Revision and exam practice 	


Examples of Home Learning Tasks	Research on topics - Pupils to list all the different types of sampling methods and describe methods of each technique, flow diagram of selective breeding, genetic engineering and cloning procedures, draw annotated diagrams of the urinary system and describe the function of the different components of the eye. Exam question practice.
Assessment Tasks, Methods & Frequency	End of topic progress assessments, termly progress checks and in class peer assessment tasks. Practical write ups are also assessed at least once per term.
Equipment That Students Need	Pen, pencil, ruler, rubber, scientific calculator.



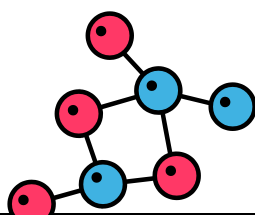
Parents / Carers can help their child by:	<ul style="list-style-type: none"> Ensuring they learn their keyword definitions Encouraging them to use the online textbook for revision before assessments
Useful Websites	<ul style="list-style-type: none"> www.bbc.bitesize
Extra-curricular Activities	<ul style="list-style-type: none"> Science in the news

Who Can I Contact?	Head of Science	Ms Tew	
	Teachers of Y11 Biology	Dr Herbert Ms Khan	Ms Plumb Ms Tew

Woodbridge High School Curriculum Overview

Year 11 – Science: Chemistry (GCSE)



	Curriculum Content	Suggested Reading or Extension Activities
Half Term 1 (Sep – Oct)	<ul style="list-style-type: none"> • Ion testing • Cations • Anions • Gases 	 <p>CGP Edexcel Certificate/international GCSE revision guide to be used to consolidate all topics.</p>  
Half Term 2 (Nov-Dec)	<ul style="list-style-type: none"> • Equilibria and energetics • Industrial Chemistry • Haber and Contact process 	
Half Term 3 (Jan-Feb)	<ul style="list-style-type: none"> • Electrolysis • Molten and aqueous solutions • Quantitative electrolysis • Electrolysis of brine 	
Half Term 4 (Feb-Mar)	<ul style="list-style-type: none"> • Titrations and calculations • Revision 	
Half Term 5 (Apr-May)	<ul style="list-style-type: none"> • Revision • Exam technique 	



Examples of Home Learning Tasks	Research on topics, writing experimental methods, writing chemical equations, learning key words, revising and learning facts.
Assessment Tasks, Methods & Frequency	Tasks such as graph drawing and method writing as appropriate, mini tests and full tests on topics and previous work approximately termly and as required by the reporting calendar.
Equipment That Students Need	Pen, pencil, ruler, eraser, calculator and supplied exercise book to be brought to every lesson.

Parents / Carers can help their child by:	<ul style="list-style-type: none"> • Ensuring they learn their keyword definitions • Encouraging them to use the revision textbook and their exercise book notes for learning before assessments
Useful Websites	<ul style="list-style-type: none"> • BBC bitesize
Extra-curricular Activities	<ul style="list-style-type: none"> • Use website: rsc.org/learnchemistry for extra information, revision quizzes etc • Follow any science issues in the news

Who Can I Contact?	Head of Science	Ms Tew	
	Teachers of Y11 Chemistry	Mr Alam Ms Church	Mr Esop Ms Tew

Woodbridge High School Curriculum Overview

Year 11 – Science: Physics (GCSE)



	Curriculum Content	Suggested Reading or Extension Activities
Half Term 1 (Sep – Oct)	<ul style="list-style-type: none"> Radioactivity. Nuclear fission and the control of a chain reaction in a nuclear reactor. The nuclear model of the atom and the evidence to support it. Electromagnetism. Finding the shape and direction of magnetic fields by experiment. Explain what is meant by the motor effect. 	Edexcel Certificate International GCSE Physics Revision Guide and workbook. Practice the information that you have learned in different contexts by using past exam papers from the Edexcel website.
Half Term 2 (Nov-Dec)	<ul style="list-style-type: none"> Electromagnetism. Describe the process of electromagnetic induction. Transformers – their structure and use in the supply of electricity through the national grid. 	Make use of BBC Bitesize to consolidate or for an alternative explanation.
Half Term 3 (Jan-Feb)	<ul style="list-style-type: none"> Solids, Liquids, Gases The gas laws and converting into Kelvin Waves and the electromagnetic spectrum. Reflection, refraction and total internal reflection. 	Explore the 'Veritasium' website and the Royal Institution website for exciting stories and discoveries in Science.
Half Term 4 (Feb-Mar)	<ul style="list-style-type: none"> Radioactivity and nuclear fission. Electricity and electrical circuits Energy transfers by conduction, convection and radiation. Calculating work done and kinetic energy and gravitational potential energy. 	
Half Term 5 (Apr-May)	<ul style="list-style-type: none"> Forces and motion, Hooke's Law and the principal of moments. Velocity-time graphs. Calculating acceleration. Momentum. The conservation of momentum. Astronomy and calculating the orbital period. 	



Examples of Home Learning Tasks	Research and explain a topic, plotting data onto graphs, write a method to carry out an experiment, evaluate data from a graph, and solve problems by using appropriate Physics formulae. Learn formulae so that you can recall them for calculation work. Explain how a transformer works using keywords in your explanation.
Assessment Tasks, Methods & Frequency	Topic assessments, progress checks that are carried out once per term and in class peer assessment tasks. Recall key formulae mini tests, solve physics problems. Questions and answers and contributions in lesson both written and oral.
Equipment That Students Need	Pens, pencil, ruler, rubber, scientific calculator.



Parents / Carers can help their child by:	<ul style="list-style-type: none"> Encouraging students to learn the Physics formulae from the formula sheet Sending students fully equipped for Physics lessons. Being positive about physics, its importance to understanding everyday life and the world in which new live in. Highlighting the important skills that they are developing in Physics that will be highly valued by employers and universities.
Useful Websites	http://www.rigb.org/ and https://www.youtube.com/user/1veritasium www.nasa.gov The Royal Observatory in Greenwich. http://www.rmg.co.uk/royal-observatory
Extra-curricular Activities	<ul style="list-style-type: none"> Watching scientific shows from the BBC Attend consolidation and revision sessions.

Who Can I Contact?	Head of Science	Ms Tew	
	Teachers of Y11 Physics	Mr Barry Mr O'Driscoll	Ms Verma Ms Wardle

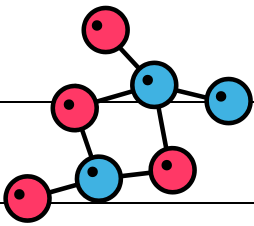
Woodbridge High School Curriculum Overview

Year 11 – Science: Core (GCSE)




	Curriculum Content	Suggested Reading or Extension Activities
<p>During the year students complete the following units shown here in rotation.</p> <p>Not all students complete the same units at the same time.</p> <p>Please contact the Head of Department for further details</p>	<p>Biology</p> <ul style="list-style-type: none"> • Drugs • Immunity • Ecology • Pollution 	<p>Look out for relevant science in the news that links to each of your topics.</p> <p>Practice past paper questions for Higher tier (available from the Edexcel website)</p> 
	<p>Chemistry</p> <ul style="list-style-type: none"> • Crude oil • Fuels • Hydrocarbons 	
	<p>Physics</p> <ul style="list-style-type: none"> • Waves • Energy 	
	<p>Controlled Assessments – Worth 25%</p>	

Examples of Home Learning Tasks	Writing experimental methods, learning key words, revising and learning facts, plotting graphs of experimental data, drafting extended written answers, drafting trial controlled assessments.
Assessment Tasks, Methods & Frequency	End of topic assessments, knowledge tests. Progress check assessments each term. In class peer assessment tasks, practice controlled assessments.
Equipment That Students Need	Pens, pencil, ruler, rubber, scientific calculator. Student exercise book.

Parents / Carers can help their child by:	<ul style="list-style-type: none"> • Ensuring they learn their keyword definitions • Testing them on their knowledge packs 												
Useful Websites	http://www.bbc.co.uk/education/subjects/z9ddmp3												
Extra-curricular Activities	<ul style="list-style-type: none"> • Attend after school booster sessions 												
Who Can I Contact?	<table border="1"> <tr> <td>Head of Science</td> <td>Ms Tew</td> </tr> <tr> <td>Teachers of Y11 Science</td> <td> <table border="1"> <tr> <td>Mr Alam</td> <td>Ms Khan</td> </tr> <tr> <td>Mr Bent</td> <td>Mrs Khudeza</td> </tr> <tr> <td>Mr Esop</td> <td>Ms Verma</td> </tr> <tr> <td>Dr Herbert</td> <td>Ms Wardle</td> </tr> </table> </td> </tr> </table>		Head of Science	Ms Tew	Teachers of Y11 Science	<table border="1"> <tr> <td>Mr Alam</td> <td>Ms Khan</td> </tr> <tr> <td>Mr Bent</td> <td>Mrs Khudeza</td> </tr> <tr> <td>Mr Esop</td> <td>Ms Verma</td> </tr> <tr> <td>Dr Herbert</td> <td>Ms Wardle</td> </tr> </table>	Mr Alam	Ms Khan	Mr Bent	Mrs Khudeza	Mr Esop	Ms Verma	Dr Herbert
Head of Science	Ms Tew												
Teachers of Y11 Science	<table border="1"> <tr> <td>Mr Alam</td> <td>Ms Khan</td> </tr> <tr> <td>Mr Bent</td> <td>Mrs Khudeza</td> </tr> <tr> <td>Mr Esop</td> <td>Ms Verma</td> </tr> <tr> <td>Dr Herbert</td> <td>Ms Wardle</td> </tr> </table>	Mr Alam	Ms Khan	Mr Bent	Mrs Khudeza	Mr Esop	Ms Verma	Dr Herbert	Ms Wardle				
Mr Alam	Ms Khan												
Mr Bent	Mrs Khudeza												
Mr Esop	Ms Verma												
Dr Herbert	Ms Wardle												

Woodbridge High School Curriculum Overview

Year 11 – Art, Craft & Design (GCSE)



		Curriculum Content	Extension Activities
Half Term 1 (Sep – Oct)	PORTRAITS CONTINUED: Students will continue with the portrait project using skills learnt to develop their work in a more personal and individual way. This project will conclude when students complete a mock exam in December.	<ul style="list-style-type: none"> • Critical development – exploring media and techniques directly linked to a range of artists. • Independent work - Mock exam papers handed out. Students to choose a theme and begin to work through the assessment objectives methodically. • Personal and individual ideas and exploration of media. Work should be self-directed with minimal teacher support in order to prepare students for the real exam. • Mock Exam – 10 hours. Students will produce a final piece of work in their choice of media. 	All students will have extension activities in their homework trackers at the back of their sketchbooks.
Half Term 2 (Nov-Dec)		<ul style="list-style-type: none"> • Reflection – students to reflect upon their mock exam grades. Teacher feedback given and targets for students to complete to strengthen and improve portrait project. • Individual targets set and reviewed regularly. 	
Half Term 3 (Jan-Feb)	EXAM PROJECT: The work produced during this period is worth $\frac{3}{4}$ of the final grade with the 10 hour exam concluding the last $\frac{1}{4}$. In May there will be a short period of time for students to revisit their coursework projects and improve.	<ul style="list-style-type: none"> • GCSE EXAM. • Making informed decisions – which exam question will show your skills to the best of your ability? • Identify and record starting points – students to identify sources that are relevant to their exam question and complete observations. 	We would expect at this stage in the GCSE that students will also be able to self-direct extension work and be more independent.
Half Term 4 (Feb-Mar)		<ul style="list-style-type: none"> • Research, select and analyze relevant artists. • Explore ideas and various media techniques. 	
Half Term 5 (Apr-May)		<ul style="list-style-type: none"> • Sustained focus on main idea and refine. • GCSE EXAM – 10 hours. Students will produce a final piece of work in their choice of media. • Review and refine coursework. 	

Examples of Home Learning Tasks	<ul style="list-style-type: none"> • Research and explore a range of portrait artists that inspire you. • Complete observational drawings/ take photographs and collect sources. • Explore composition ideas that you wish to consider for your exam. • Review your sketchbook and set individual targets of your own.
---------------------------------	--

Assessment Tasks, Methods & Frequency Students will be assessed in a variety of ways.	Lessons – Questioning, individual feedback, peer and self-assessment, reflection Sketch books – students will receive effort & progress marks for home learning with written feedback and suggested areas for improvement every 2/3 weeks. Student Tracker sheets – Students will receive marks against AQA assessment objectives with predicted grades four times throughout the year (including the mock exam). Individual targets and written feedback will be provided.
--	--

Equipment That Students Need	Essentials: A3 sketchbook, HB, 2B and 4B pencils, rubber, long 30 cm ruler, sharpener, glue stick, a black fine liner pen. Desired: Good quality blending colour pencils, a tin of water colours, a set of acrylic paints, a range of brushes and an A3 carry case/ portfolio.
------------------------------	---

Parents / Carers can help their child by:	<ul style="list-style-type: none"> • Ensure students bring their equipment and sketchbook to every lesson. • Encourage students to visit galleries, museums and places of interest. • Ensure students meet deadlines and encourage regular attendance to GCSE club.
---	--

Useful Websites	<ul style="list-style-type: none"> • www.gettyimages.co.uk www.npg.org.uk www.tate.org.uk www.saatchigallery.com
-----------------	---

Extra-curricular Activities	<ul style="list-style-type: none"> • GCSE club runs twice a week after school with Mrs Ward-Mills and Miss Louka. • Possible Artist led workshop.
-----------------------------	---

Who Can I Contact?	Head of Art	Mrs Ward-Mills
	Teachers of Y11 Art	Mrs Ward-Mills Miss Louka

Woodbridge High School Curriculum Overview

Year 11 – Business Studies (GCSE)



	Curriculum Content	Suggested Reading or Extension Activities
Half Term 1 (Sep – Oct)	GCSE Unit 2 Topic 1 The Business Organisation <ul style="list-style-type: none"> Expanding a business Choosing the right legal structure for the business Changing business aims and objectives Choosing the best location GCSE Unit 2 Topic 2 Marketing <ul style="list-style-type: none"> Using the marketing mix: Price, Product, Promotion and Place 	AQA Textbook Pages 132-152 Pages 155-174 Pages 177-197 Practice exam Pages 241-243
Half Term 2 (Nov-Dec)	GCSE Unit 2 Topic 3 Finance <ul style="list-style-type: none"> Finance for large businesses Profit and loss accounts and balance sheets GCSE Unit 2 Topic 4 People in Business <ul style="list-style-type: none"> Reorganising organisational charts and management hierarchies Recruitment and retention of staff 	AQA Textbook Pages 201-220 Pages 224-238 Practice exam Pages 241-243
Half Term 3 (Jan-Feb)	GCSE Unit 2 Topic 5 Operations Management <ul style="list-style-type: none"> Production methods for growing businesses Recognising challenges of growth Maintaining quality assurance in growing businesses Revision of Unit 2 content Unit 2 Mock Feedback and review 	Practice exam Pages 241-243
Half Term 4 (Feb-Mar)	<ul style="list-style-type: none"> Revision of Unit 1 and 2 content Exam practice Unit 1 Mock Feedback and review 	Practice exam Pages 241-243
Half Term 5 (Apr-May)	<ul style="list-style-type: none"> Unit 1 and 2 Past Paper booklet questions Review and feedback 	Practice exam Pages 241-243

Examples of Home Learning Tasks	<ul style="list-style-type: none"> Give three examples of items made via the job production process and outline the advantages and disadvantages of job production Identify an item where job production would not be the most efficient method. Explain the reasons for your choice and recommend a more suitable method.
Assessment Tasks, Methods & Frequency	<ul style="list-style-type: none"> Progress test every 3 weeks with feedback and target for improvement. Assessed home learning every 2 weeks with feedback and target for improvement.
Equipment That Students Need	Exercise books, different coloured biro pens, pencil, ruler, rubber, calculator, homework planner, access to AQA GCSE textbook.

Parents / Carers can help their child by:	<ul style="list-style-type: none"> Ensuring H/L is completed on time and to best of student's ability. Being aware of current targets student has and to facilitate achievement..
Useful Websites	http://www.bbc.co.uk/schools/gcsebitesize/
Extra-curricular Activities	<ul style="list-style-type: none"> Wider reading – Reading the business section on BBC news or other newspapers/online



Who Can I Contact?	Head of Business Studies	Ms James	
	Teachers of Y11 Business Studies	Ms Aftab Ms Garcia	Ms James Ms Woodstock

Woodbridge High School Curriculum Overview

Year 11 – Business Studies (BTEC)



	Curriculum Content	Suggested Reading or Extension Activities
Half Term 1 (Sep – Oct)	Unit 3 Promoting a Brand Learning aims: <ul style="list-style-type: none"> • Effective branding methods and techniques in business • Develop and promote a brand for a business 	<i>BTEC Level 2 First Business Student Book</i> (Pearson, 2012) www.bized.co.uk
Half Term 2 (Nov-Dec)		
Half Term 3 (Jan-Feb)	Unit 3 Promoting a Brand Learning aims: <ul style="list-style-type: none"> • Promotional objectives • Learners to design and plan a campaign to promote the brand 	<i>BTEC Level 2 First Business Student Book</i> (Pearson, 2012) www.bized.co.uk
Half Term 4 (Feb-Mar)	Unit 1 Enterprise in the Business World Learning aims: <ul style="list-style-type: none"> • Know how trends and the current business environment may impact on a business • Plan an idea for a new business • Present a business model for a business start-up 	<i>BTEC Level 2 First Business Student Book</i> (Pearson, 2012) www.bized.co.uk
Half Term 5 (Apr-May)		


Examples of Home Learning Tasks	<ul style="list-style-type: none"> • What makes a brand successful? • To create an example of an advert, ensuring that they include appropriate aspects of advertising • To design and plan a campaign to promote the brand.
Assessment Tasks, Methods & Frequency	Assignments (Every 2 weeks) Class tests (At the end of each topic)
Equipment That Students Need	Book Pen Ruler
Parents / Carers can help their child by:	<ul style="list-style-type: none"> • Ensuring that all home learning is completed
Useful Websites	<ul style="list-style-type: none"> • GCSE Bite size • Business Online • BBC News
Extra-curricular Activities	<ul style="list-style-type: none"> • Wider reading – Reading the business section on BBC news or other newspapers/online




Who Can I Contact?	Head of Business Studies	Ms James
	Teachers of Y11 Business Studies	Mr Chow

Woodbridge High School Curriculum Overview

Year 11 – Child Development (GCSE)



	Curriculum Content	Coursework
Half Term 1 (Sep – Oct)	Unit 1: Parenthood <ul style="list-style-type: none"> Types of Families Family Planning Preparing for the Baby 	
Half Term 2 (Nov-Dec)	<ul style="list-style-type: none"> Safety Preventing Accidents Outdoor Safety Pet Safety 	Choose your topic for your research task. Plan the primary and secondary research you intend to complete. Start collecting information.
Half Term 3 (Jan-Feb)	Unit 2: Pregnancy <ul style="list-style-type: none"> Reproduction Contraception Conception Development of the Foetus Pre-conceptual Care 	Select important information for your leaflet based on your chosen topic from your secondary information. Complete 2 pieces of Primary Research. Evaluate both of primary and secondary research.
Half Term 4 (Feb-Mar)	<ul style="list-style-type: none"> Genetic Counselling Signs and Testing for Pregnancy Antenatal Care Testing During Pregnancy Screening and Diagnostic Tests Healthy Lifestyle during Pregnancy The Birth Pain Relief 	Create a mock of the leaflet you plan to make. Create leaflet. Get feedback on your leaflet and evaluate.
Half Term 5 (Apr-May)	<ul style="list-style-type: none"> The newborn baby Post-natal care <p>Revision</p>	


Examples of Home Learning Tasks	<ul style="list-style-type: none"> Exam style question and answer Primary Research for Research Task
Assessment Tasks, Methods & Frequency	<ul style="list-style-type: none"> Coursework completed consistently throughout the year. End of unit mock exam Marking of H/L questions
Equipment That Students Need	Students must have access to a child aged 4 and under in order to complete their child study. Stationery Equipment: pens, pencils, ruler

Parents / Carers can help their child by:	<ul style="list-style-type: none"> Supervise carrying out of primary research for research task Time management of revision
Useful Websites	<ul style="list-style-type: none"> www.nhs.uk/Tools/Pages/birthtofive.aspx/close www.ask-nanny.com/child-development.html www.kidshealth.org
Extra-curricular Activities	<ul style="list-style-type: none"> Revision Session Lunch time and afterschool help session Trips: Westfield for Primary Research

Who Can I Contact?	Head of Health and Social Care	Ms Griffiths
	Teachers of Y11 Child Development	Ms Griffiths Ms McNamee

Woodbridge High School Curriculum Overview

Year 11 – Computer Science (GCSE)



	Curriculum Content	Suggested Reading or Extension Activities
Half Term 1 (Sep – Oct)	Controlled Assessment – A453 Programming Project Python Programming <ul style="list-style-type: none"> • Software Development • Refining & Testing • Evaluating software performance 	Play 2048 Create a mobile phone app to convert binary to denary
Half Term 2 (Nov-Dec)	Introduction to Unit A451 (Exam) – Computer systems and programming <ul style="list-style-type: none"> • Binary logic, binary & hexadecimal • Computer memory • Persistent memory 	Program a hexadecimal calculator Play CISCO binary game
Half Term 3 (Jan-Feb)	Introduction to Unit A451 (Exam) – Computer systems and programming <ul style="list-style-type: none"> • Storing images, sound & data as digital data • Software – firewalls & antivirus • Theory Mock exam 	Research the history of games consoles & recent rise of casual gaming
Half Term 4 (Feb-Mar)	<ul style="list-style-type: none"> • Algorithms – problem abstraction & algorithm design • Computer networks: client-server & peer-to-peer • IP addressing & MAC addressing 	Research why MEGA & Kim Dotcom use encryption Watch The Social Network
Half Term 5 (Apr-May)	<ul style="list-style-type: none"> • How the internet works – website addresses, mail / webpage / file transfer protocols • Networking hardware – modems / switches / routers • Revision for Unit 1 (Exam) – Living in the Digital World 	Buy an internet domain name and set up your own website Web addresses are under £10/yr and hosting can be free

Examples of Home Learning Tasks	Practice programming skills to develop Controlled Assessment task Investigate how customer data is stored and processed by amazon.co.uk Survey 10 adults' views on using ebay compared to ocado.com	
Assessment Tasks, Methods & Frequency	Feedback to pupils during exam preparation & skills prior to Controlled Assessment task for each unit. Written feedback 3-4 weeks. Controlled Assessment – to be completed in lesson time: pupils to complete set exam board scenario.	
Equipment That Students Need	Pen, pencil, ruler eraser	


Parents / Carers can help their child by:	<ul style="list-style-type: none"> • Purchasing revision guide & student workbook (discount available via school) • Stick Coursework deadlines schedule to the fridge & discuss with pupils as deadlines approach • Email contactict@woodbridge.redbridge.sch.uk if you have questions/queries
Useful Websites	<ul style="list-style-type: none"> • http://www.teach-ict.com/gcse_computing.html • http://voyager.egglescliffe.org.uk/mwc/mukoku/
Extra-curricular Activities	<ul style="list-style-type: none"> • Code Club at Churchfields –volunteer to help teach KS2 pupils to code • Watch BBC Click (available online on BBC iPlayer) each week

Who Can I Contact?	Head of ICT & Computing	Ms Surujpaul
	Teachers of Y11 Computing	Ms Mistry Mrs Durrani

Woodbridge High School Curriculum Overview

Year 11 – Creative iMedia (Cambridge National)



	Curriculum Content	Suggested Reading or Extension Activities
Half Term 1 (Sep – Oct)	Unit R092 – Developing Multimedia Games <ul style="list-style-type: none"> Input & output devices used in gaming Game genres & game culture Creating Digital Games for a set scenario 	Use additional time beyond lesson to collect third-party assets & develop original images / multimedia to be incorporated into your work 
Half Term 2 (Nov-Dec)	Preparation & skills for Unit R081 – Multimedia Pre-production skills <ul style="list-style-type: none"> Moodboards, asset collection Pitching & multimedia product concepts Multimedia & copyright legislation Standard ways of working digitally 	
Half Term 3 (Jan-Feb)	Unit R082 – Manipulating Digital Graphics <ul style="list-style-type: none"> 10 hour controlled assessment scenario on manipulating digital graphics Use of Adobe Photoshop & filters Multimedia & copyright legislation Standard ways of working digitally 	
Half Term 4 (Feb-Mar)		
Half Term 5 (Apr-May)	Final Preparation & revision for Unit R081 – Multimedia Pre-production skills <ul style="list-style-type: none"> Moodboards, asset collection Pitching & multimedia product concepts Multimedia & copyright legislation Standard ways of working digitally 	


Examples of Home Learning Tasks	Research appropriate sound/video clips to be used within your project / investigate the copyright constraints related to use of images on your digital product. Design a house style to be used throughout your project development
Assessment Tasks, Methods & Frequency	Feedback to pupils during preparation & skills prior to Controlled Assessment task for each unit. Written feedback 3-4 weeks. Controlled Assessment – 10 hours of lesson time for pupils to complete set exam board scenario.
Equipment That Students Need	Pen, pencil, ruler eraser

Parents / Carers can help their child by:	<ul style="list-style-type: none"> Stick Coursework deadlines schedule to the fridge & discuss with pupils as deadlines approach Purchasing revision guide & student workbook (discount available via school)
Useful Websites	<ul style="list-style-type: none"> www.teach-ict.com BBC Bitesize www.reviseict.co.uk
Extra-curricular Activities	<ul style="list-style-type: none"> Watch BBC Click (available online on BBC iPlayer) each week

Who Can I Contact?	Head of ICT & Computing	Ms Surujpaul
	Teachers of Y11 Creative iMedia	Ms Surujpaul

Woodbridge High School Curriculum Overview

Year 11– Design & Technology: Food Technology (GCSE)



	Curriculum Content	Suggested Reading or Extension Activities
Half Term 1 (Sep – Oct)	<p>In year 11, pupils work on a controlled assessment for most of the year. This is a Design and Make task worth 60% of the final GCSE grade. After the controlled assessment is completed.</p> <ul style="list-style-type: none"> • Unit 1 – Written Paper <ul style="list-style-type: none"> ○ 2 hours 120 marks - 40% ○ Candidates answer all questions in two sections ○ Pre-release material issued • Unit 2 – Design and Making Practice <ul style="list-style-type: none"> ○ Approximately 45 hours - 90 marks - 60% ○ Consists of a single design and make activity from a range of board set tasks 	Reading articles from a quality newspaper or their online equivalent or from the BBC news website.
Half Term 2 (Nov-Dec)		BBC website GCSE Bitesize.
Half Term 3 (Jan-Feb)		Wider reading of food manufacturing processes.
Half Term 4 (Feb-Mar)		
Half Term 5 (Apr-May)		

Examples of Home Learning Tasks	Essays, research project and wider reading.
Assessment Tasks, Methods & Frequency	Controlled assessments run regularly and mock exams as appropriate.
Equipment That Students Need	Pupils will be provided with booklets and texts.


Parents / Carers can help their child by:	<ul style="list-style-type: none"> • Ensuring that pupils read regularly and widely text around advancements in food processes and manufacture. 	
Useful Websites	<ul style="list-style-type: none"> • BBC Bitesize 	
Extra-curricular Activities	<ul style="list-style-type: none"> • Cooking Club • Lunchtime study support Club 	

Who Can I Contact?	Head of Design & Technology	Ms Rivers
	Teachers of Y11 Food Technology	Mrs Addae

Woodbridge High School Curriculum Overview


Year 11 – Design & Technology: Graphics (GCSE)



	Curriculum Content	Suggested Reading or Extension Activities
Half Term 1 (Sep – Oct)	Students commence their final controlled assessment – Unit A533- Making Quality Products.	Reading articles from a quality newspaper or their online equivalent or from the BBC news website.
Half Term 2 (Nov-Dec)	Students will need to produce – <ul style="list-style-type: none"> • A production plan including design specification • A number of concise worksheets or design presentation boards (A3, A4 or digital equivalent) showing design development, modeling, testing and evaluation including annotations of materials, machinery and working practices. 	BBC website: GCSE Bitesize
Half Term 3 (Jan-Feb)	(Students should aim to include the use of ICT to support their designing process.)	
Half Term 4 (Feb-Mar)	<ul style="list-style-type: none"> • A product which can be evaluated 	<ul style="list-style-type: none"> • Wider reading of card manufacturing processes. • Production of Questionnaires. • Conducting surveys. • Analyzing data. • Review of past examination papers. • BBC website and other online resources. • Continued research on the Lamination of Card. • Printing processes.
Half Term 5 (Apr-May)	Students complete <i>Unit A535 – Sustainability & Technical aspects of Designing & Making – 1 ½ hours – Examination</i>	

Examples of Home Learning Tasks	Essays, research project and wider reading around a themed topic.
Assessment Tasks, Methods & Frequency	Controlled assessments run regularly and mock exams as appropriate.
Equipment That Students Need	Pupils will be provided with booklets and texts.

Parents / Carers can help their child by:	<ul style="list-style-type: none"> • Ensuring that pupils read regularly and widely text around advancements in smart materials and graphic manufacturing.
Useful Websites	<ul style="list-style-type: none"> • BBC Bitesize
Extra-curricular Activities	<ul style="list-style-type: none"> • Graphics Club • Lunchtime study support Club



Who Can I Contact?	Head of Design & Technology	Ms Rivers
	Teachers of Y11 Graphics	Mrs Masterman Ms Gleeson

Woodbridge High School Curriculum Overview

Year 11 – Design & Technology: Product Design (GCSE)



	Curriculum Content	Suggested Reading or Extension Activities
Half Term 1 (Sep – Oct)	Introduction to GCSE: <ul style="list-style-type: none"> Structure of the course Controlled assessment requirements 	Reading articles from a quality newspaper or their online equivalent or from the BBC news website.
Half Term 2 (Nov-Dec)	GCSE Product Design (Early Entry Group, OCR Students) The course consists of 4 components: <ul style="list-style-type: none"> Developing and Applying Design Skills Designing and Making Innovation Challenge Examination Making, Testing and Marketing Products Designing Influences (written examination component) In year 11, students are involved in: <ul style="list-style-type: none"> Focused practical work Developing and applying their design skills Preparation for the designing and making innovation challenge Making, testing and marketing products Preparation for the final written component: design influences GCSE Product Design (AQA Students) The course consists of 2 Components: <ul style="list-style-type: none"> Unit 1 (written exam paper) (40%) Unit 2 Design and Make controlled assessment/coursework (60%) Time will be focused this year on making and evaluating a high quality product and preparation for the Unit 1 written exam paper	BBC website GCSE Bitesize.
Half Term 3 (Jan-Feb)		Wider reading around:-
Half Term 4 (Feb-Mar)		<ul style="list-style-type: none"> Materials Characteristics Manufacturing processes
Half Term 5 (Apr-May)		

Examples of Home Learning Tasks	Research project, investigations into materials characteristics, surveys and wider reading.
Assessment Tasks, Methods & Frequency	Controlled assessments run regularly and mock exams as appropriate.
Equipment That Students Need	Pupils will be provided with booklets and texts.

Parents / Carers can help their child by:	<ul style="list-style-type: none"> Ensuring that pupils read regularly and widely, design publications and newspaper supplements Fully equipped pencil case Access to a computer/internet
Useful Websites	<ul style="list-style-type: none"> BBC Bitesize http://www.bbc.co.uk/news/technology
Extra-curricular Activities	<ul style="list-style-type: none"> Study support sessions at lunchtime & afterschool. Encouraging students to read Design supplements in newspapers. Visit museums – <ul style="list-style-type: none"> Design Museum Science Museum The British Museum Museum of Brands, Packaging & Advertising Victoria & Albert Museum

Who Can I Contact?	Head of Design & Technology	Ms Rivers
	Teachers of Y11 Product Design	Mr O'Brien Ms Rivers Mr Savill

Woodbridge High School Curriculum Overview

Year 11 – Drama (GCSE)



	Curriculum Content	Suggested Reading or Extension Activities
Half Term 1 (Sep – Oct)	Unit 1 <ul style="list-style-type: none"> Present the performance Reflect and review the process Write a report on the ideas, process and performance. 	<p>Experiencing drama is the best way to develop and extend ideas.</p> <p>Visiting the theatre is a great extension to the in class experience.</p> <p>There are many performances both locally and beyond that capture and show new ideas and ways to tell stories.</p> <p>One of the easiest to access is Redbridge Drama Centre.</p> <p>Alongside visiting is to take part in extra-curricular drama both in school and outside.</p> <p>We run lunchtime and after-school clubs.</p> <p>We offer opportunities to perform in school and hope to continue this. This includes the annual school production.</p>
Half Term 2 (Nov-Dec)	Unit 3 preparation <ul style="list-style-type: none"> Engage with the set text Understand the context and devices needed to develop Collate the identified information 	
Half Term 3 (Jan-Feb)	Unit 2 preparation <ul style="list-style-type: none"> Explore extracts of script Develop the needed skills 	
Half Term 4 (Feb-Mar)	<ul style="list-style-type: none"> Work collaboratively to develop the ideas Refine the final script 	
Half Term 5 (Apr-May)	Unit 2 <ul style="list-style-type: none"> Refine the final script Evaluate the final performance Prepare for the external exam Unit 3 <ul style="list-style-type: none"> Recall the text Collate the needed information Structure and develop ability to meet the needs of the questions. 	

Examples of Home Learning Tasks	Research and develop knowledge of the skills, characters roles Reading plays Theatre trips Learning lines, planning performances Rehearsal and development of performance	
Assessment Tasks, Methods & Frequency	All Schemes of Learning have an end performance that is assessed. Within class we reflect on what has been created and discuss how skills and techniques could be further developed.	
Equipment That Students Need	Asked to bring in props to enhance a performance	


Parents / Carers can help their child by:	<ul style="list-style-type: none"> Visit the theatre or watching these on television Help with the learning of lines and present the monologues and scenes to you Identify potential props that could be used in a performance 	
Useful Websites	<ul style="list-style-type: none"> www.bbc.co.uk/schools/gcsebitesize/drama/drama_wjec www.vam.ac.uk/page/t/theatre-and-performance/ www.nationaltheatre.org.uk/discover-more www.redbridgedramacentre.co.uk/ 	
Extra-curricular Activities	<ul style="list-style-type: none"> Lunchtime and After-school Clubs Whole school production Theatre trips 	

Who Can I Contact?	Head of Drama	Ms Cranwell	
	Teachers of Y11 Drama	Ms Cox	Ms Cranwell




Woodbridge High School Curriculum Overview

Year 11 – French (GCSE)



	Curriculum Content	Suggested Reading or Extension Activities
Half Term 1 (Sep – Oct)	<ul style="list-style-type: none"> Recap the module on birthdays and festivals Life in French speaking countries Discussing weather and transport Describing future, past and ideal holidays Dealing with problems while on holiday 	Go on the following website and plan your dream holiday http://www.officiel-des-vacances.com/
Half Term 2 (Nov-Dec)	<ul style="list-style-type: none"> Describing your diet and fitness now and in the past Understanding health problems Describing an accident Resolutions for healthy living Discussing problems and stress facing young people 	Complete online quizzes about your health and lifestyle and note new vocabulary.
Half Term 3 (Jan-Feb)	<ul style="list-style-type: none"> Discussing global problems Giving opinions on environmental issues Describing the social and environmental problems in your area Understanding news and disaster stories 	Watch and read the news in French and write a summary of one of the articles. http://www.tv5.org/cms/chaine-francophone/info/p-1909-L-actualite-en-video.htm
Half Term 4 (Feb-Mar)	<ul style="list-style-type: none"> Finalization of controlled assessments 	Go on www.linguascope.com → intermediate to extend your vocabulary on the different topics
Half Term 5 (Apr-May)	<ul style="list-style-type: none"> Revision and preparation for the final exams Timed past paper practice. 	Use the suggested websites below to do extra practice activities



Examples of Home Learning Tasks	Learning key vocabulary and verbs Writing articles/letters/emails/blogs Preparing answers to key topic questions for the speaking exam Reading practice exercises.
Assessment Tasks, Methods & Frequency	2 writing controlled assessments and 2 speaking (1 per half term) Frequent mini verb and vocabulary tests Mock Exam for reading and listening in November
Equipment That Students Need	French dictionary and verb tables Access to the internet Pens, rulers, glue, highlighters





Parents / Carers can help their child by:	<ul style="list-style-type: none"> Quizzing their child on key vocabulary learnt Practicing the key speaking questions with their child Encouraging children to watch films in French and listen to French radio Buying the Edexcel revision guide and workbook (offered through the school)
Useful Websites	<ul style="list-style-type: none"> www.zut.org.uk – practice in all skills on the different topics www.languagesonline.org.uk – grammar explanations and practice www.wordreference.com – online dictionary www.letudiant.fr/trendy - interesting articles relating to student life
Extra-curricular Activities	<ul style="list-style-type: none"> Etoiles Club for those students aiming for the top grades Booster classes Language Leaders

Who Can I Contact?	Head of French	Ms Hancock	
	Teachers of Y11 French	Mrs Bemath Ms Crofts Ms Hancock	Miss Moroz Miss Zmirou

Woodbridge High School Curriculum Overview

Year 11 – Geography (GCSE)



	Curriculum Content	Suggested Reading or Extension Activities
Half Term 1 (Sep – Oct)	Fieldwork Investigation 1. Fieldwork skills 2. Attend non-residential fieldwork trip	<ul style="list-style-type: none"> • <i>More Less First Finest</i> • Revision Guides • Quality News Articles • @WHSGeography • Geography Flipboard • Geography Library  
Half Term 2 (Nov-Dec)	Fieldwork Investigation 1. Fieldwork skills 2. Attend non-residential fieldwork trip	
Half Term 3 (Jan-Feb)	SDME (Population and Settlement) 1. How and why are there variations between population structures of countries? 2. What are the causes and consequences of natural population change over time?	
Half Term 4 (Feb-Mar)	SDME (Population and Settlement) 3. How is the pattern of land use within cities changing? 4. Why does migration occur and what are its effects? 5. What affects the provision of goods and retail services in rural and urban settlements?	
Half Term 5 (Apr-May)	GCSE Revision Preparation for SDME and Themes GCSE papers	

Examples of Home Learning Tasks	<ul style="list-style-type: none"> • Home Learning Questions/Tasks will be set on <i>Show My Homework</i> • Continual Revision (Revision list sent to parents/students) • Students will complete unfinished classwork for Home Learning
Assessment Tasks, Methods & Frequency	<ul style="list-style-type: none"> • 33 Mark Past Exam Paper for each Topic • A Sustainable Decision Making Activity will be completed for each topic
Equipment That Students Need	<ul style="list-style-type: none"> • Full Pencil Case (Including Green Pens, mathematical set and calculator) • OCR 'B' Revision Workbook and CGP Revision Guide


Parents / Carers can help their child by:	<ul style="list-style-type: none"> • Asking students to teach parents what they've learnt in/out of class • Get students to regularly read/watch the news • Support students in being resilient and lifelong learners
Useful Websites	<ul style="list-style-type: none"> • BBC Bitesize Geography http://www.bbc.co.uk/schools/gcsebitesize/geography/ • Twitter- @WHSGeography https://twitter.com/WHSGeography • Geography All The Way http://www.geographyalltheway.com/ • GeographyPods http://www.geographypods.com/ • DreamTeach Activ http://www.dreamteachactiv.co.uk/ • Get Revising http://getrevising.co.uk/
Extra-curricular Activities	<ul style="list-style-type: none"> • GeogDrop / GeoCaching

Who Can I Contact?	Head of Geography	Mr Steacy-Buck	
	Teachers of Y11 Geography	Ms Fleet Ms Howe	Ms Sheehan Mr Steacy-Buck

Woodbridge High School Curriculum Overview


Year 11 – German (GCSE)



	Curriculum Content	Suggested Reading or Extension Activities
Half Term 1 (Sep – Oct)	<ul style="list-style-type: none"> Talking about your school day Describing facilities in school Discussing school rules Giving opinions about the school uniform 	<p>Students should take every opportunity to read and listen to German. They should find out more about Germany.</p> <p>Use the links below for video clips and articles on the following topic areas:</p> <ul style="list-style-type: none"> Music Film Culture Lifestyle Travel Sports <p></p> <p>http://aufdeutsch.co.uk/</p> <p>http://www.ukgermanconnection.org/language-read-german</p>
Half Term 2 (Nov-Dec)	<ul style="list-style-type: none"> Discussing various jobs and linking personality traits to jobs Saying why you would like to do a particular job Give opinions about work experience Using the conditional to talk about future plans 	
Half Term 3 (Jan-Feb)	<ul style="list-style-type: none"> Talking about the type of house you live in Using dual case prepositions to describe rooms Describing your daily routine Talking about things you have/are supposed to do 	
Half Term 4 (Feb-Mar)	<ul style="list-style-type: none"> Talking about life in the town and rural life Using the future tense/conditional mood to say where you will live/would like to live in the future Discussing how we can help the environment 	
Half Term 5 (Apr-May)	<ul style="list-style-type: none"> Revision of topics from Y10 Focus on GCSE Reading and Listening skills and past paper practice 	

Examples of Home Learning Tasks	Learning key vocabulary and verbs, grammar worksheets, independent reading and listening tasks, preparation for controlled speaking and writing assessments.
Assessment Tasks, Methods & Frequency	Students will be assessed at regular intervals during lessons e.g vocabulary tests and also at the end of every unit studied. Assessment tasks comprise of exam style activities i.e past Reading and Listening Papers and 200-word writing tasks. Students will also have 4-6-minute-long speaking assessments.
Equipment That Students Need	German exercise book, Edexcel GCSE German vocabulary booklet, German grammar booklet, German dictionary, highlighter pens

Parents / Carers can help their child by:	<ul style="list-style-type: none"> Listening to prepared questions and answers for speaking exam Vocabulary testing Implementing revision time table
Useful Websites	<ul style="list-style-type: none"> http://duolingo.com http://aufdeutsch.co.uk http://www.dw.com/en/learn-german/s-2469 http://gut.languageskills.co.uk/
Extra-curricular Activities	<ul style="list-style-type: none"> Lunchtime film club Grammar club Booster classes to practise exam skills



Who Can I Contact?	Head of German	Mrs Turner
	Teachers of Y11 German	Mr Hennessy Mr Samuels

Woodbridge High School Curriculum Overview

Year 11 – Health and Social Care (Cambridge National)



	Curriculum Content	Suggested Reading or Extension Activities
Half Term 1 (Sep – Oct)	First Aid <ul style="list-style-type: none"> Assess scenes of accidents to identify risks Understand first aid procedures for a range of injuries Be able to apply first aid procedures (practical) Evaluation of first aid practical 	Compare how first aid treatments have been updated over the past decade and WHY. Look at such websites as Red Cross and St. John's Ambulance.
Half Term 2 (Nov-Dec)	Nutrients Needed for Good Health <ul style="list-style-type: none"> Dietary Needs at Different Life Stages Functions and Sources of Nutrients Factors Influencing Diet 	BTEC Level 2 Health and Social Care Level 2 by Elizabeth Haworth Unit 11
Half Term 3 (Jan-Feb)	Nutrients Needed for Good Health <ul style="list-style-type: none"> Medical Conditions Resulting in Specific Dietary Needs Planning meals for specific dietary needs Produce nutritional meals for specific dietary requirements 	Extend by researching current government initiatives to improve the nutritional health of the population. News articles- how does diet impact our health?
Half Term 4 (Feb-Mar)	Creative Activities to Support Service Users <ul style="list-style-type: none"> The different types of creative activities and the needs that these address The benefits of participating in these creative activities 	BTEC Level 2 Health and Social Care by Haworth Unit 8
Half Term 5 (Apr-May)	Creative Activities to Support Service Users <ul style="list-style-type: none"> How to plan a creative activity How to carry out the creative activity How to review the benefits of creative activities 	



Examples of Home Learning Tasks	Students will be given assignment briefs outlining specific assessment tasks to be completed for each Learning Objective. On average these assignments will take 1-2 weeks to complete. Students will be given time to complete these tasks in class but additional time will be required and therefore these assignments must be completed as home learning.
Assessment Tasks, Methods & Frequency	
Equipment That Students Need	Stationery equipment: pens, pencils, ruler



Parents / Carers can help their child by:	<ul style="list-style-type: none"> Encouraging completion of home learning and coursework Encouraging to attend help sessions if they lack understanding of course content
Useful Websites	<ul style="list-style-type: none"> www.nhs.uk www.bbc.co.uk/health/ www.bupa.co.uk
Extra-curricular Activities	<ul style="list-style-type: none"> Additional help sessions at lunch time and afterschool School trips to reinforce application of course content (i.e. care homes, nurseries)

Who Can I Contact?	Head of Health and Social Care	Ms Griffiths
	Teachers of Y11 Health and Social Care	Ms Griffiths Ms McNamee

Woodbridge High School Curriculum Overview

Year 11 – History (GCSE)



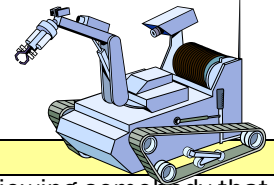
	Curriculum Content	Suggested Reading or Extension Activities
Half Term 1 (Sep – Oct)	<p>Controlled Assessment</p> <p>Unit 4: The development of protest movements:</p> <ul style="list-style-type: none"> Civil Rights; Anti-Vietnam War; Women's Movement; the key events 1945-70 <p>Changes in civil rights and roles of key individuals:</p> <ul style="list-style-type: none"> Martin Luther King, Malcolm X and the Presidents Eisenhower, Kennedy and Johnson 	<p>Roll of Thunder Hear My Cry by Mildred Taylor</p> <p>DVDs – Malcolm X, The Secret Life of Bees, Forest Gump</p>
Half Term 2 (Nov-Dec)	<p>How effective was peaceful protest in securing civil rights in the USA?</p> <ul style="list-style-type: none"> Peaceful protest and the alternatives Complete Section A: Explanation, Section B: Enquiry & Section C: Representations 	
Half Term 3 (Jan-Feb)	<p>Unit 3: Key Topic 1: British Society and economy in the 1950s: an overview</p> <ul style="list-style-type: none"> The family, education and leisure Employment, Immigration 	
Half Term 4 (Feb-Mar)	<p>Key Topic 2: Education, work and Labour relations 1960-79</p> <ul style="list-style-type: none"> Changes in education Changes in employment Labour relations in the 1970s 	
Half Term 5 (Apr-May)	<p>Key Topic 3: Media, communications and leisure 1960-79</p> <ul style="list-style-type: none"> Changes in media and entertainment The 'Swinging Sixties' – a media creation Changes in leisure <p>Key Topic 4: Reasons for social Change 1960-79</p> <ul style="list-style-type: none"> Changing social attitudes Social divisions and conflicts The changing role of women 	<p>White Heat by Dominic Sandbrook</p> <p>DVD – Made in Dagenham</p>
Examples of Home Learning Tasks	Research and preparation for Part A, B & C of the Controlled Assessment will largely be completed at home along with completing required notes and plan for these.	
Assessment Tasks, Methods & Frequency	For Unit 4: Controlled Assessment (25%) students complete three pieces of written work under exam conditions in school. For Unit 3: Key Topic 1: British Society and economy in the 1950s: an overview, students will complete a mock exam at the end of their course of study.	
Equipment That Students Need	Pen, pencil ruler, rubber, glue, scissors & at least 4 different highlighter pens &/or coloring pencils.	
Parents / Carers can help their child by:	<ul style="list-style-type: none"> Encourage wider reading on all the topics Support their revision in the period leading up to their exams by testing them 	
Useful Websites	http://educationforum.co.uk/GCSEHistory.htm http://getrevising.co.uk/resources/levels/gcse/subjects/history http://www.bbc.co.uk/schools/gcsebitesize/history/ http://www.spartacus.schoolnet.co.uk/ http://johndclare.net/	
Extra-curricular Activities	<ul style="list-style-type: none"> Student led Controlled Assessment support sessions run every lunchtime from September-October Revision sessions running once-twice a week from March leading up to the exams 	
Who Can I Contact?	Head of History	Ms Larkin
	Teachers of Y11 History	Mrs Doig Ms Karimova

Woodbridge High School Curriculum Overview

Year 11 – ICT (GCSE)



	Curriculum Content	Suggested Reading or Extension Activities
Half Term 1 (Sep – Oct)	Controlled Assessment – Activity 4 <ul style="list-style-type: none"> Complete Evaluation Activity 4 Review & Complete outstanding pieces 	
Half Term 2 (Nov-Dec)	Introduction to Unit 1 (Exam) – Living in the Digital World <ul style="list-style-type: none"> Personal Digital Devices Connectivity – Digital Communications Connectivity – Digital Data 	Compare the availability of internet connections available in 5 places in the UK. What affects internet speed?
Half Term 3 (Jan-Feb)	Unit 1 (Exam) – Living in the Digital World <ul style="list-style-type: none"> Operating online Online goods and services – Shopping online Online goods and services – Gaming Theory Mock exam 	Create a short movie (using MovieMaker) about the difficulties of shopping online
Half Term 4 (Feb-Mar)	<ul style="list-style-type: none"> Online goods and services - Booking systems for travel, leisure and entertainment, Banking & financial services, software as a service Virtual Learning Environment & Online workspaces Social bookmarking 	Find photograph & report on all the input devices in a busy street (e.g. cash machines, pelican crossings...)
Half Term 5 (Apr-May)	<ul style="list-style-type: none"> Online Security, Privacy, Health & Safety Legal, ethical & environmental impact of ICT Revision for Unit 1 (Exam) – Living in the Digital World 	Read news stories about Google vs Apple patent rivalry



Examples of Home Learning Tasks	Investigate the way that ICT has changed healthcare by interviewing somebody that works as a nurse / doctor / wid-wife
Assessment Tasks, Methods & Frequency	Feedback to pupils during exam preparation & skills prior to Controlled Assessment task for each unit. Written feedback 3-4 weeks. Controlled Assessment – to be completed in lesson time: pupils to complete set exam board scenario.
Equipment That Students Need	Pen, pencil, ruler eraser

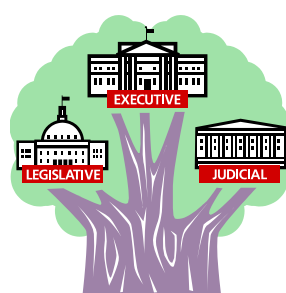

Parents / Carers can help their child by:	<ul style="list-style-type: none"> Purchasing revision guide & student workbook (60% discount available via school) Stick Coursework deadlines schedule to the fridge & discuss with pupils as deadlines approach Email contactict@woodbridge.redbridge.sch.uk if you have questions/queries
Useful Websites	<ul style="list-style-type: none"> www.teach-ict.com www.reviseict.co.uk https://www.thinkuknow.co.uk/14_plus/
Extra-curricular Activities	<ul style="list-style-type: none"> Code Club at Churchfields –volunteer to help teach KS2 pupils to code Watch BBC Click (available online on BBC iPlayer) each week

Who Can I Contact?	Head of ICT & Computing	Ms Surujpaul
	Teachers of Y11 ICT	Ms Mistry

Woodbridge High School Curriculum Overview

Year 11 – Life Studies



	Curriculum Content	Suggested Reading or Extension Activities
Term 1 (Sept-Dec) SRE	Sex and Relationships <ul style="list-style-type: none"> • Consent • Positive relationships • Exploitation in relationships • STIs • Contraception • FGM and forced marriage • Positive relationships, exploitation and impact of porn • Alcohol, drugs and legal high consequences • Diet and exercise • Different cultures and attitudes to sex and puberty 	Students should discuss the issues raised during Life Studies with peers, parents and teachers. Discussion and debate are the best way to extend their learning.
Term 2 (Jan-March) Careers	Careers Education, Information, Advice <ul style="list-style-type: none"> • What makes a good CV? • Writing a CV • Can I get a part time job? How? • What can colleges offer me? Rights and Responsibilities <ul style="list-style-type: none"> • Rights and responsibilities of consumers, employers and employees • Forms of government beyond the UK • Individual and collective action and communities • Challenges facing the global community – international disagreements and conflicts 	 
Term 3 (April-July) R&R	Health and Development <ul style="list-style-type: none"> • Exam stress- dealing and managing stress • Staying healthy Beliefs and Values <ul style="list-style-type: none"> • Who has the right to marriage? • Are we all equal? • Do humans really have free will? • What should we do about poverty? • What happens when we die? • Religious views of drugs and alcohol 	


Examples of Home Learning Tasks	Home Learning tasks are only occasionally set for Life Studies. Lessons consist of discussion and debate, with some written work.
Assessment Tasks, Methods & Frequency	Assessment is continuous through teacher observation.
Equipment Which Students Need	Pens, pencils, ruler.

Parents / Carers can help their child by:	<ul style="list-style-type: none"> • Discussing and debating the issues raised. • Encouraging students to find out more. • Watching documentaries with their children
--	--

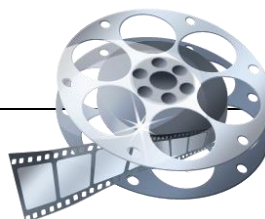
Who Can I Contact?	Assistant Headteacher	Miss Année	
	Teachers of Y11 Life Studies	Mr Beaumont Miss Ennis Ms Choudhry Ms George-Francis	Mr Laws Mr Miah Ms Moore Mr Steacy-Buck Ms Whelan

Woodbridge High School Curriculum Overview

Year 11 – Media Studies (GCSE)



	Curriculum Content	Suggested Reading or Extension Activities
Half Term 1 (Sep – Oct)	Controlled Assessment 3: Introduction to Music Videos <ul style="list-style-type: none"> key concepts, research and planning tasks Film music video or take photography for print adverts 	- AQA Media Studies GCSE (Nelson Thornes) - Internet searches on planning/shooting music videos
Half Term 2 (Nov-Dec)	Controlled Assessment 3: Music videos <ul style="list-style-type: none"> complete research and planning Edit music video or print adverts Evaluate practical 	- Analyse lots of music videos from the same genre as yours. - Research the conventions of the genre online.
Half Term 3 (Jan-Feb)	Exam Unit – TV Game Shows <ul style="list-style-type: none"> Genre and narrative conventions Representation conventions Audience and Institutions Case studies 	- Revise key media theories: <ul style="list-style-type: none"> Uses and Gratifications Propp Todorov Maslow TV institutions
Half Term 4 (Feb-Mar)	Exam Unit – TV Game Shows <ul style="list-style-type: none"> Audience and Institutions Exam practise 	- Analyse: TV game shows, trailers, websites and social media. - Research: subgenres and conventions - Revise: theories, media language, practice questions
Half Term 5 (Apr-May)	Exam Unit – TV Game Shows <ul style="list-style-type: none"> Preliminary material pre-released in April Exam 4 weeks later in May 	- Plan practical tasks: pitching new show concepts; designing sets; advertising tasks; storyboarding opening credit sequences; designing websites and social media




Examples of Home Learning Tasks	Ongoing independent research, planning, production tasks for extended controlled assessment. Audience research questionnaire, analysis of music videos, storyboarding, brainstorming, internet research of conventions of genre conventions
Assessment Tasks, Methods & Frequency	Ongoing – 1 hr per week expected. Students manage their coursework tasks independently
Equipment That Students Need	Colouring pencils; fine liner pens; glue; scissors; ruler

Parents / Carers can help their child by:	Check students are managing independent study and preparation time for controlled assessments; 1 hr home learning per week is expected from Half term 1 in order to complete work to the required standard. This can be research, planning or written tasks but students manage these tasks themselves.
Useful Websites	www.musicweek.com Music Week magazine https://creativeskillset.org/ Creative Skillset www.mediaknowall.com Media theories online
Extra-curricular Activities	Help mentor year 8 MAT programme

Who Can I Contact?	Head of Media Studies	Ms Gold	
	Teachers of Y11 Media Studies	Mrs Colman	Ms Lynch

Woodbridge High School Curriculum Overview

Year 11 – Music (GCSE)



	Curriculum Content	Suggested Reading or Extension Activities
Half Term 1 (Sep – Oct)	Area of Study 1 <ul style="list-style-type: none"> Preparation of B352 ensemble performance Preparation of B352 Composition General theory, performance and listening skills 	Throughout the course: <ul style="list-style-type: none"> Instrumental practice Listening to ClassicFM Teoria.com
Half Term 2 (Nov-Dec)	Areas of Study 2,3 and 4 <ul style="list-style-type: none"> Continuation of B352 ensemble performance Continuation of B352 Composition Revision of all topics General theory, performance and listening skills 	World Music: A Very Short Introduction by Philip Bohlman
Half Term 3 (Jan-Feb)	Areas of Study 2,3 and 4 <ul style="list-style-type: none"> Recording deadline for B352 ensemble performance Preparation of B352 Composition Revision of all topics General theory, performance and listening skills 	Popular Music Culture: The Key Concepts by Roy Shuker OCR GCSE Revision Guide A*: Harmony in Practice Workbook
Half Term 4 (Feb-Mar)	Areas of Study 2,3 and 4 <ul style="list-style-type: none"> Deadline for B352 Composition and Log Revision of all topics General theory, performance and listening skills 	The Story of Music by Howard Goodall OCR GCSE Revision Guide
Half Term 5 (Apr-May)	Areas of Study 2,3 and 4 <ul style="list-style-type: none"> Necessary revision of any coursework Revision of all topics. Practice exam papers. General theory, performance and listening skills 	The Story of Music by Howard Goodall OCR GCSE Revision Guide


Examples of Home Learning Tasks	<ul style="list-style-type: none"> Theory workbook tasks (students will work at different stages depending on their prior theory knowledge) Practice exam questions Listening to set works and other set music 	
Assessment Tasks, Methods & Frequency	<ul style="list-style-type: none"> Progress test at the end of each half term Practice performance every half term 	
Equipment That Students Need	<ul style="list-style-type: none"> Exercise book and folder General writing equipment Instrument 	



Parents / Carers can help their child by:	<ul style="list-style-type: none"> Listening to classical music stations on the radio and talking about the music Revising factual content on the set works Listening to and encouraging instrumental practice
Useful Websites	<ul style="list-style-type: none"> www.teoria.com (for aural practice) BBC Bitesize www.revisemusic.webs.com (specifically for Woodbridge – maintained by staff)
Extra-curricular Activities	Please see extra-curricular music timetable. Choir is particularly useful for practising listening skills.

Who Can I Contact?	Head of Music	Miss Exposito	
	Teachers of Y11 Music	Miss Exposito Mr Archer	Mrs Nunn

Woodbridge High School Curriculum Overview

Year 11 – Performing Arts (BTEC)



	Curriculum Content	Suggested Reading or Extension Activities
Half Term 1 (Sep – Oct)	<p>Introduction to the unit</p> <ul style="list-style-type: none"> Develop needed skills Reflect on the ability and how to develop the skills Collaborate to create responses 	Experiencing drama is the best way to develop and extend ideas.
Half Term 2 (Nov-Dec)	<p>Unit 2 Preparation, Performance and Production</p> <ul style="list-style-type: none"> Engage with the script as a group. Research the role using directed exercises. Create and present a performance using the needed skills. Prepare a performance for an audience Present to an audience a polished performance <p>The assessment of this will be continuous. It is based on the student's application in the classroom, record of the preparation and of their final performance.</p> 	Visiting the theatre is a great extension to the in class experience. There are many performances both locally and beyond that capture and show new ideas and ways to tell stories. One of the easiest to access is Redbridge Drama Centre.
Half Term 3 (Jan-Feb)		Alongside visiting is to take part in extra-curricular drama both in school and outside. We run lunchtime and after-school clubs.
Half Term 4 (Feb-Mar)		We offer opportunities to perform in school and hope to continue this. This includes the annual school production.
Half Term 5 (Apr-May)		
Half Term 6 (Jun-Jul)		<p>Unit 1 Unit 1: Individual showcase</p> <p>Students will develop the relevant skills and knowledge for an audition. This will be shown through a letter of application and a presentation and/or audition.</p>  <ul style="list-style-type: none"> Develop a performance of 2 monologues Prepare a letter of application <p>The assessment is external and all work completed under controlled conditions.</p>


Examples of Home Learning Tasks	Research and develop knowledge of the skills, characters roles Learning lines, planning performances Rehearsal and development of performance
Assessment Tasks, Methods & Frequency	All Schemes of Learning have an end performance that is assessed. Within class we reflect on what has been created and discuss how skills and techniques could be further developed.
Equipment That Students Need	Asked to bring in props to enhance a performance

Parents / Carers can help their child by:	<ul style="list-style-type: none"> Visit the theatre or watching these on television Help with the learning of lines and present the monologues and scenes to you Identify potential props that could be used in a performance
Useful Websites	<ul style="list-style-type: none"> www.vam.ac.uk/page/t/theatre-and-performance/ www.nationaltheatre.org.uk/discover-more www.redbridgedramacentre.co.uk/
Extra-curricular Activities	<ul style="list-style-type: none"> Lunchtime After-school Clubs and Whole school production Theatre trips

Who Can I Contact?	Head of Drama	Ms Cranwell
	Teachers of Y10 Performing Arts	Ms Cox

Woodbridge High School Curriculum Overview

Year 11 – Physical Education (Core)



	Curriculum Content	Suggested Reading or Extension Activities
<p>During the year, students complete the following units shown here in rotation.</p> <p>Not all students complete the same units at the same time.</p> <p>Please contact the Head of Department for further details</p>	<p>Summer / Autumn</p> <ul style="list-style-type: none"> Striking and Fielding Cricket Rounders Fitness Netball Trampolining Handball Dodgeball 	<p>Extra-curricular clubs run in most of the sports offered during curriculum time.</p>
	<p>Winter / Spring</p> <ul style="list-style-type: none"> Football Tag rugby Fitness through games Hockey Netball Badminton Basketball Dance Team games 	


Examples of Home Learning Tasks	Home learning is not set for core PE.
Assessment Tasks, Methods & Frequency	Continuous assessment throughout activity
Equipment That Students Need	White Woodbridge Polo shirt, Black Woodbridge shorts, Black Woodbridge tracksuit, white socks, trainers, gumshield (for rugby), football boots

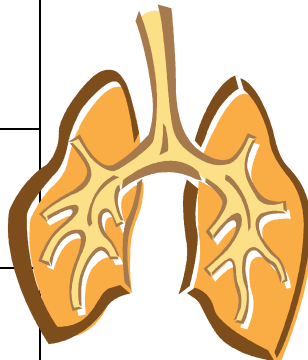

Parents / Carers can help their child by:	<ul style="list-style-type: none"> Ensuring that they have the correct kit for every lesson Encourage pupils to attend extra curricular sessions
Extra-curricular Activities	<ul style="list-style-type: none"> All activities have an extra curricular club at lunchtime or after school to improve pupil performance

Who Can I Contact?	Head of PE	Mr Jones	
	Teachers of Y11 PE	Miss Bradley Mr Clifton Mr Doolan Ms Ennis	Mr Fuschillo Mr Jones Ms Moore Ms Payne


Woodbridge High School Curriculum Overview

Year 11 – Physical Education (GCSE)



	Curriculum Content	Suggested Reading or Extension Activities
Half Term 1 (Sep – Oct)	<ul style="list-style-type: none"> 1.2.1 – Physical activity and your health mind and body Practical Activities 	<p>Students should seek to develop their physical fitness.</p>  
Half Term 2 (Nov-Dec)	<ul style="list-style-type: none"> 1.2.2 – Healthy active lifestyle and cardiovascular system Practical Activities 	
Half Term 3 (Jan-Feb)	<ul style="list-style-type: none"> 1.2.3 – Healthy active lifestyle and respiratory system Practical Activities 	
Half Term 4 (Feb-Mar)	<ul style="list-style-type: none"> 1.2.4 – Healthy active lifestyle and muscular system Practical Exam 	
Half Term 5 (Apr-May)	<ul style="list-style-type: none"> 1.2.5 – Healthy active lifestyle and skeletal system 	

Examples of Home Learning Tasks	The pupils will be given a revision booklet at the start of each block which must be completed as the unit progresses. Sample activities might include researching current news articles, creating revision tools, completing practice exam questions, etc.
Assessment Tasks, Methods & Frequency	After each unit the pupils complete a test of that unit. If they fail to achieve their target grade they will take a retake of the test. Test scores will be communicated home.
Equipment That Students Need	Pens, pencils, rulers, rubbers, sharpeners, green pens For practical the pupils should wear their GCSE polo shirt, black shorts, white socks and trainers.

Parents / Carers can help their child by:	<ul style="list-style-type: none"> Ensuring they attend extra-curricular school and external clubs regularly Ensuring that they attend catch up / revision afterschool sessions
Useful Websites	<ul style="list-style-type: none"> www.Teachpe.com www.Brianmac.co.uk www.bbc.co.uk/bitesize/gcse/pe/
Extra-curricular Activities	<ul style="list-style-type: none"> Seasonal Extra Curricular Clubs Theory Catch up sessions 

Who Can I Contact?	Head of PE	Mr Jones	
	Teachers of Y11 GCSE PE	Ms Bradley Ms Ennis	Mr Fuschillo

Woodbridge High School Curriculum Overview

Year 11 – Psychology (GCSE)



	Curriculum Content	Suggested Reading or Extension Activities
Half Term 1 (Sep – Oct)	<ul style="list-style-type: none"> • Criminal Behaviour • Mednick (Core Study) • Biological Theory of Criminal Behaviour • Social Learning Theory 	Students are encouraged to discuss the issues raised in psychology with parents or peers.
Half Term 2 (Nov-Dec)	<ul style="list-style-type: none"> • Perception • Haber and Levin (Core Study) • Constructivist Theory of perception • Nativist theory of perception 	
Half Term 3 (Jan-Feb)	<ul style="list-style-type: none"> • Cognitive Development • Piaget’s study of conservation (Core Study) • Piaget’s theory • Vygotsky’s theory 	
Half Term 4 (Feb-Mar)	<ul style="list-style-type: none"> • Non Verbal Communication • Yuki et al (Core Study) • Social Learning Theory • Evolutionary theory 	
Half Term 5 (Apr-May)	<ul style="list-style-type: none"> • The Self • Van Houtte and Jarvis (Core Study) • Humanistic theory • Trait Theory 	
Research Methods: B543		


Examples of Home Learning Tasks	Sex & Gender – complete BEM inventory Memory – conduct memory experiment on participants Attachment – interview family about attachment types
Assessment Tasks, Methods & Frequency	Assessment will take place every three weeks. Mid half term assessments are 10 mark questions on the core study/theory. End of half term assessments are on the unit.
Equipment That Students Need	Standard equipment for school

Parents / Carers can help their child by:	<ul style="list-style-type: none"> • Overseeing home learning • Taking part in experiments/surveys • Watching prescribed documentaries with students 	
Useful Websites	<ul style="list-style-type: none"> • www.holah.co.uk • Woodbridge MLE • https://gcsepsychology.com/ocr-gcse-psychology-revision/ • http://www.ocr.org.uk/qualifications/gcse-psychology-j611-from-2012/ 	
Extra-curricular Activities	Conduct practical projects	

Who Can I Contact?	Head of Psychology	Ms Param	
	Teachers of Y11 Psychology	Ms Param	Ms Younis

Woodbridge High School Curriculum Overview

Year 11 – Religious Studies (GCSE)



	Curriculum Content	Suggested Reading or Extension Activities
Half Term 1 (Sep – Oct)	Religious Ethics: Medical Ethics <ul style="list-style-type: none"> The religious concept of sanctity of life Attitudes to abortion, fertility treatment and cloning Attitudes to suicide and euthanasia Attitudes to animals and medical research Religious responses to medical ethics 	Reading Discovery Christianity and Islam – Jon Mayled GCSE Religious Studies: Philosophy and Ethics for OCR B – Jon Mayled and Jill Oliphant OCR GCSE Christian Philosophy and Applied Ethics Websites www.ocr.org.uk www.rsrevision.com
Half Term 2 (Nov-Dec)	Religious Ethics: Religion, Poverty and Wealth <ul style="list-style-type: none"> Christian views on hunger, poverty and wealth Muslims views and responses to hunger, poverty and wealth Biblical/Qur’anic teachings on caring for others Moral and Immoral Occupations 	
Half Term 3 (Jan-Feb)	Religious Philosophy: Good and Evil <ul style="list-style-type: none"> Concepts of good and evil – the role of God and the Devil Natural suffering and moral evil. The fall, original sin and redemption The problem of evil and suffering The Bible as a source to behave morally 	
Half Term 4 (Feb-Mar)	Religious Philosophy: Religion and Science <ul style="list-style-type: none"> Christian and Muslim teachings about the origins of the world Scientific theories about the creation of the world Human responsibility to the environment and animals 	
Half Term 5 (Apr-May)	<ul style="list-style-type: none"> Revision Philosophy Revision Ethics 	




Examples of Home Learning Tasks	Past exam practice papers, revising subject specific terminology and definitions Producing revision mind-maps, using websites such as: www.rsrevision.com www.ocr.org.uk
Assessment Tasks, Methods & Frequency	Timed exam practice within schemes of learning Mini-mock exams at the end of each unit End of Year 10 mock exam
Equipment That Students Need	Writing pens (blue / black, green and red ink), pencil, ruler, rubber, sharpener. OCR GCSE text books, highlighters



Parents / Carers can help their child by:	<ul style="list-style-type: none"> Assisting in timing their child completing exam practice at home. Purchasing the following revision guides: <ul style="list-style-type: none"> GCSE Religious Studies OCR B Ethics 1 & 2 GCSE Religious Studies OCR B Philosophy 1 & 2 (both guides are published by Coordination Group Publications Ltd - CGP)
Useful Websites	<ul style="list-style-type: none"> www.bbc.co.uk/religions/christinaity www.rsrevision.com/GCSE http://www.bbc.co.uk/schools/gcsebitesize/rs/ www.ocr.org.uk
Extra-curricular Activities	<ul style="list-style-type: none"> Revision and study support sessions to prepare for the final exams will run weekly from February – May. Revision days will be held for further revision and study support.

Who Can I Contact?	Head of RE	Ms Choudhry
	Teachers of Y11 RE	Ms Choudhry Mr Miah

Woodbridge High School Curriculum Overview

Year 11 – Russian (GCSE)



	Curriculum Content	Suggested Reading or Extension Activities
Half Term 1 (Sep – Oct)	<ul style="list-style-type: none"> “Marsh” Unit 2 – Abroad, Moscow and St Petersburg-geographical and historical knowledge Eating out, travel, lost property, problems Weather and the planet Adjectival agreement, case endings, verbs of motion, ordinal numbers 	Research into Russian history 
Half Term 2 (Nov-Dec)	<ul style="list-style-type: none"> Speaking exam preparation using the GCSE Speaking booklet, preparing a presentation “Marsh” Unit 3 – Work and career, school subjects Part-time work and future plans, work experience, CV Ambitious and complex structures for Speaking and Writing at GCSE Unit 2 and 4 	Drafting and redrafting speaking presentation and conversation questions
Half Term 3 (Jan-Feb)	<ul style="list-style-type: none"> Preparation for Mock GCSE Examinations Ideal jobs or professions “Marsh” Unit 4 - Culture Personal information, relative pronoun as connective 	Revision and speaking practice
Half Term 4 (Feb-Mar)	<ul style="list-style-type: none"> Review of Mock GCSE papers, target setting Healthy living Smoking, drinking, addictions, youth problems Reading for gist and detail, the emphatic pronoun 	Independent reading and listening practice using past papers and sound files on the MLE
Half Term 5 (Apr-May)	<ul style="list-style-type: none"> Completion of “Marsh” booklet Developing answers in Speaking booklet and Final Preparation for Speaking Exam Past paper booklet Examination skills for Listening, Reading and Writing papers 	Independent study Revision 

Examples of Home Learning Tasks	Completion of exercises in “Marsh” Writing own answers to questions in the Speaking booklet Vocabulary learning and revision for exams Writing 50 – 100 words about a topic area
Assessment Tasks, Methods & Frequency	Half-termly Controlled Writing tasks – GCSE questions Mock exams in November and past papers frequently Regular vocabulary tests
Equipment That Students Need	Pens, pencils, highlighters, ruler, GCSE vocabulary booklet, exercise books, “Marsh” and Speaking booklets

Parents / Carers can help their child by:	<ul style="list-style-type: none"> Encouragement and checking Student Planners for Home Learning Buying a Russian / English dictionary such as the one published by the Oxford University Press
Useful Websites	<ul style="list-style-type: none"> www.quizlet.com (also available as an App) to assist in vocab learning www.edexcel.com for GCSE specification and past papers
Extra-curricular Activities	<ul style="list-style-type: none"> School trip to Moscow planned for February 2018 High Flyers lunch time club run with support from the Russian Language Assistant Lunch time GCSE Booster sessions

Who Can I Contact?	Head of Russian	Mrs Clark	
	Teachers of Y11 Russian	Mrs Clark	Mr Baker