

WOODBRIDGE HIGH SCHOOL

Curriculum Booklet for Parents Year 9 2017-18



CONTENTS

Introduction	2
English	3
Mathematics	4
Science: Biology	5
Science: Chemistry	6
Science: Physics	7
Art	8
Art (GCSE)	9
Business Studies (GCSE)	10
Computing and IT	11
Computer Science (GCSE)	12
Design and Technology	13
Design and Technology (GCSE)	14
Drama	15
Drama (GCSE)	16
French	17
Geography	18
German	19
Health and Social Care (Cambridge National)	20
History	21
Life Studies	22
Music	23
Physical Education	24
Physical Education (GCSE)	25
Religious Education	26
Russian	27
Spanish	28

Dear Parent

This booklet provides you with details of the curriculum which your son / daughter will follow in year 9 at Woodbridge High School. It will allow you to help them plan their studies and revision, and gives you suggested examples of wider reading and extension activities to try at home. The equipment which your son / daughter will need is indicated, along with some ways in which parents can help students with their studies.

Please note that end of year exams covering the material studied in year 9 will take place for all students in each subject in May 2018. Specific details of the exam for each subject will be sent to you by the relevant departments.

Please do not hesitate to contact me should you have any questions about the school's curriculum as a whole, and individual teachers or heads of department if your queries are subject specific. They can be contacted using the email addresses which are in the 'Contact Us' section of the school's website.

I hope that you will find this information useful.



Steven Hogan

Deputy Headteacher: Curriculum

shogan@woodbridge.redbridge.sch.uk

Woodbridge High School Curriculum Overview

Year 9 – English



	Curriculum Content	Suggested Reading or Extension Activities
Half Term 1 (Sep – Oct)	'Macbeth' by William Shakespeare <ul style="list-style-type: none"> Analysing the writer's craft Exploring character and themes 	This will vary dependent on the precise text studied and the students will be guided by the teacher.
Half Term 2 (Nov-Dec)	Conflict Poetry – Clashes and Collisions Studying a range of poetry from around the world linked to the theme of conflict.	Any additional reading for pleasure will help to develop students' English skills.
Half Term 3 (Jan-Feb)	'Of Mice and Men' by John Steinbeck <ul style="list-style-type: none"> Exploring contextual factors Studying Steinbeck's writing style. 	Recommended texts include: John Steinbeck – <i>The Grapes of Wrath</i> Suzanne Collins – <i>The Hunger Games</i>
Half Term 4 (Feb-Mar)	Gothic Anthology – GCSE Transition <ul style="list-style-type: none"> Focusing on writing narrative in preparation for GCSE English Language. 	Harper Lee – <i>To Kill a Mockingbird</i>
Half Term 5 (Apr-May)	End of Year exams Preparation for end of year exams where students will be assessed on their Reading and Writing Skills	The department also recommends the regular reading of quality non-fiction texts, such as broadsheet newspapers.
Half Term 6 (Jun-Jul)	Non Fiction Anthology– GCSE Transition <ul style="list-style-type: none"> Close and detailed analysis of journalistic writing for producing a feature article. This is the transition unit between Key Stage 3 and GCSE. Writing for different audiences and purposes to help students prepare for non-fiction writing for GCSE. 	Other highly recommended texts are available via the Redbridge Book Award website.

Examples of Home Learning Tasks	Essays, stories, poems, research projects.
Assessment Tasks, Methods & Frequency	Pupils will be formally assessed each half term. Across the year, they will complete assessments in Speaking and Listening, Writing and Reading.
Equipment That Students Need	Pens, pencils and general equipment. Pupils will be provided with resources by members of staff.


Parents / Carers can help their child by:	<ul style="list-style-type: none"> Reading regularly at home with the student. Assisting with checking home learning technical accuracy. 	
Useful Websites	<ul style="list-style-type: none"> BBC Bitesize 	
Extra-curricular Activities	<ul style="list-style-type: none"> Debating Club Newspaper Club 	



Who Can I Contact?	Head of English	Mrs Amihere	
	Teachers of Y9 English	Ms Barnes Ms Colman Mr Drake Ms Jackson	Ms Minhas Ms Ruzane Ms Shahid Mr Walker

Woodbridge High School Curriculum Overview

Year 9 – Mathematics



	Curriculum Content	Suggested Reading or Extension Activities
Half Term 1 (Sep – Oct)	<ul style="list-style-type: none"> Place value, Number Calculations, Rounding, Fractions, Decimals and Percentages (H) Calculations, Rounding, Fractions, Decimals and percentages (F) 	Extension and Activities to all topics can be found on: www.nrich.maths.org
Half Term 2 (Nov-Dec)	<ul style="list-style-type: none"> Simplifying algebraic expressions, Indices, Expanding and Factorising, Algebraic fractions, Angles and polygons, Congruency and Similarity, triangle and quadrilateral properties (H) Simplifying algebraic expressions, Indices, Expanding and factorizing, Angles and polygons, Congruency and Similarity, triangle and quadrilateral properties (F) 	My Maths lessons and on-line home learning in number, algebra, Geometry, Statistics, Probability and Ratio & Proportion as well as activities from Grade 3 – 9 on Mathswatch
Half Term 3 (Jan-Feb)	<ul style="list-style-type: none"> Using formulae, Functions, Equivalence in Algebra, Expanding and factorising (H) Substituting into formulae, using standard formulae, Equations Identities & functions; Expanding and factorising. (F) 	Edexcel Pearson Revision Guide, Foundation or Higher
Half Term 4 (Feb-Mar)	<ul style="list-style-type: none"> Angles, Area of 2D shapes, Transformations, Estimation and Approximation, Calculator methods, Measures and Accuracy (H) Lengths and angles, Area of 2D shapes, Transformations, Estimation and Approximation, Calculator methods, Measures and accuracy (F) 	Text Books: Oxford University Press GCSE Text Books
Half Term 5 (Apr-May)	<ul style="list-style-type: none"> Solving linear equations, solving quadratic equations, Simultaneous Equations and Inequalities (H) Solving linear equations, solving quadratic equations, simultaneous equations and Inequalities (F), 	
Half Term 6 (Jun-Jul)	<ul style="list-style-type: none"> Sampling, Organising and representing data, averages and spread, Experimental Probability, Theoretical Probability, Mutually exclusive events (H) Sampling, Organising and representing data, averages and spread, Experimental probability, expected outcomes, theoretical probability, Mutually exclusive events (F) 	

Examples of Home Learning Tasks	Most Home learning tasks are set online on MyMaths. Your son/daughter will be given their own password to access lessons and Home learning activities as well as games. Other Home Learning may be set for revision purposes.
Assessment Tasks, Methods & Frequency	Students will be tested every 3-4 weeks, based on each unit of work. Students will also be assessed before the Christmas holidays, on everything they have done since June, and will once again be assessed at the end of the year.
Equipment That Students Need	Pen, Pencil, Maths set, Scientific calculator and rubber.


Parents / Carers can help their child by:	<ul style="list-style-type: none"> Help your child by being positive about mathematics. Point out that maths is everywhere. Ask your child how they work out problems or questions. Take an interest in what your child is doing in maths. Access My Maths, kerboodle or mathswatch together to go over the lessons taught in school. Use time at home to practise practical maths like shopping and cooking.
Useful Websites	<ul style="list-style-type: none"> www.kerboodle.com, www.mathswatchvle.com; www.mymaths.co.uk
Extra-curricular Activities	<ul style="list-style-type: none"> Puzzles and Problem solving club and Maths Clinic



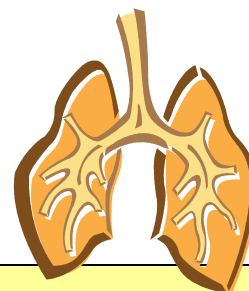

Who Can I Contact?	Head of Maths	Ms Khokhar	
	Teachers of Y9 Maths	Mr Ali Mr Bennett Ms Khokhar Ms Malik Mr Nagra Mr O'Driscoll	Mr Rahman Mr Shah Ms Soori Mr Tilk Mr Umenyilora Ms Waddilove

Woodbridge High School Curriculum Overview

Year 9 – Science: Biology




	Curriculum Content	Suggested Reading or Extension Activities
Half Term 1 (Sep – Oct)	<ul style="list-style-type: none"> Structure of animal and plant cells Light microscopes Calculating magnification Specialised cells 	Students will receive details of how to log in to the electronic textbooks in the first half term
Half Term 2 (Nov-Dec)	<ul style="list-style-type: none"> Bacteria Prokaryotic and eukaryotic cells Enzymes Nutrition 	https://www.pearsonactivelearn.com They can use them to help revise key ideas and also to practice exam style questions.
Half Term 3 (Jan-Feb)	<ul style="list-style-type: none"> Diffusion Active transport Osmosis 	Some home learning will also be set through this website
Half Term 4 (Feb-Mar)	<ul style="list-style-type: none"> Mitosis Growth 	
Half Term 5 (Apr-May)	<ul style="list-style-type: none"> Differentiation Stem cells Brain 	
Half Term 6 (Jun-Jul)	<ul style="list-style-type: none"> Nervous system Eye 	



Examples of Home Learning Tasks	Research on topics. Pupils to write a comparison of animal and plant cells and describe how light microscopes and electron microscopy have aided our development in the understanding of cell structure. Research into the benefits of CT and PET scanning. Pupils to write a written explanation of the structural adaptations of a specialised cell of their choice. Pupils to complete a method describing how starch, glucose proteins and fats can be chemically tested for in different samples of food. Pupils to research where osmosis occurs in real life.
Assessment Tasks, Methods & Frequency	End of topic progress assessments, termly progress checks and in class peer assessment tasks. Practical write ups are also assessed at least once per term.
Equipment That Students Need	Pen, pencil, ruler, rubber, scientific calculator.

Parents / Carers can help their child by:	<ul style="list-style-type: none"> Ensuring they learn their keyword definitions Regularly checking their books.
Useful Websites	<ul style="list-style-type: none"> www.bbc.bitesize
Extra-curricular Activities	<ul style="list-style-type: none"> Science in the news



Who Can I Contact?	Head of Science	Ms Tew	
	Teachers of Y9 Biology	Ms Bartlett Mrs Boparai	Ms Edmonds Ms Leduc

Woodbridge High School Curriculum Overview

Year 9 – Science: Chemistry

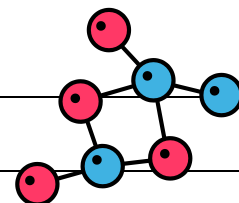


	Curriculum Content	Suggested Reading or Extension Activities
Half Term 1 (Sep – Oct)	<ul style="list-style-type: none"> States of Matter Separating Techniques – filtration, distillation, chromatography 	Students will receive details of how to log in to the electronic textbooks in the first half term
Half Term 2 (Nov-Dec)	<ul style="list-style-type: none"> Atomic Structure Isotopes 	https://www.pearsonactivelearn.com
Half Term 3 (Jan-Feb)	<ul style="list-style-type: none"> Ionic Bonding Covalent Bonding Metallic Bonding 	They can use them to help revise key ideas and also to practice exam style questions.
Half Term 4 (Feb-Mar)	<ul style="list-style-type: none"> Acids & Alkalis – the pH scale, indicators 	Some home learning will also be set through this website
Half Term 5 (Apr-May)	<ul style="list-style-type: none"> Acids & Alkalis – salt formation methods 	
Half Term 6 (Jun-Jul)	<ul style="list-style-type: none"> Numerical Chemistry - RFM calculations, Empirical Formula Calculations, Reacting Masses 	



Examples of Home Learning Tasks	Learning key word definitions from their glossary at the start of every topic, writing experimental methods, drawing graphs, writing and balancing chemical equations, revising for end of topic assessments.
Assessment Tasks, Methods & Frequency	Tasks such as graph drawing and method writing as appropriate, mini tests and full tests on topics and all previous work approximately termly and as required by the reporting calendar.
Equipment That Students Need	Pen, pencil, ruler, eraser, calculator and supplied exercise book to be brought to every lesson.


Parents / Carers can help their child by:	<ul style="list-style-type: none"> Ensuring they learn their keyword definitions they will be tested on these in every topic Encouraging them to use their exercise books for written revision before assessments Encouraging them to log in to the Active Learn website
Useful Websites	<ul style="list-style-type: none"> BBC bitesize rsc.org/learnchemistry
Extra-curricular Activities	<ul style="list-style-type: none"> Follow any science issues in the news




Who Can I Contact?	Head of Science	Ms Tew	
	Teachers of Y9 Chemistry	Ms Church Mr Esop	Dr Pih Ms Tapper

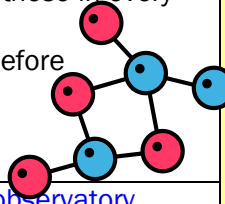

Woodbridge High School Curriculum Overview

Year 9 – Science: Physics



	Curriculum Content	Suggested Reading or Extension Activities
Half Term 1 (Sep – Oct)	<ul style="list-style-type: none"> Conservation of Energy – conduction, conservation and radiation, insulation, energy transfers and efficiency 	<p>Students will receive details of how to log in to the electronic textbooks in the first half term</p> <p>https://www.pearsonactivelearn.com</p> <p>They can use them to help revise key ideas and also to practice exam style questions.</p> <p>Some home learning will also be set through this website</p> 
Half Term 2 (Nov-Dec)	<ul style="list-style-type: none"> Motion & Forces – vectors, velocity, acceleration, graph interpretation Newtons Laws 	
Half Term 3 (Jan-Feb)	<ul style="list-style-type: none"> Forces in Action 	
Half Term 4 (Feb-Mar)	<ul style="list-style-type: none"> Waves – wave formula, transverse & longitudinal waves, refraction, Sound 	
Half Term 5 (Apr-May)	<ul style="list-style-type: none"> The Electromagnetic Spectrum – light, refraction, lenses 	
Half Term 6 (Jun-Jul)	<ul style="list-style-type: none"> The Electromagnetic Spectrum – uses and dangers 	



Examples of Home Learning Tasks	Learning key word definitions from their glossary at the start of every topic, writing experimental methods, drawing and analysing graphs, practicing using the physics formulae, revising for end of topic assessments.
Assessment Tasks, Methods & Frequency	End of topic assessments, equations mini-tests. Progress check assessments each term. In class peer assessment tasks. Graph drawing and method writing mini tests.
Equipment That Students Need	Pens, pencil, ruler, rubber, scientific calculator. Student exercise book.

Parents / Carers can help their child by:	<ul style="list-style-type: none"> Ensuring they learn their keyword definitions they will be tested on these in every topic Encouraging them to use their exercise books for written revision before assessments Encouraging them to log in to the Active Learn website 
Useful Websites	<ul style="list-style-type: none"> The Royal Observatory in Greenwich. http://www.rmg.co.uk/royal-observatory www.nasa.gov www.rigb.org
Extra-curricular Activities	<ul style="list-style-type: none"> Watching scientific shows from the BBC https://www.youtube.com/user/1veritasium Keep up to date with science in the news 

Who Can I Contact?	Head of Science	Ms Tew	
	Teachers of Y9 Physics	Mr Barry Mr Moore Ms Tapper	Ms Verma Ms Wardle

Woodbridge High School Curriculum Overview

Year 9 – Art



		Curriculum Content	Extension Activities
Half Term 1 (Sep – Oct)	PACKAGE DESIGN: Students will investigate various illustration styles, package design and layout to produce own commercial art piece.	<ul style="list-style-type: none"> Understand the role of an artist/ designer. Explore a range of illustration styles and techniques. Select and prepare own source materials. Explore composition and design layout. 	Produce a wider set of ideas for a range of cans, bottles and cartons designs.
Half Term 2 (Nov-Dec)		<ul style="list-style-type: none"> Justify choices and decisions made. Review and refine techniques and ideas. Produce personal, individual and imaginative outcomes. 	
Half Term 3 (Jan-Feb)	NATIVE AMERICAN INDIAN ART: Students will investigate, analyse and compare traditional and contemporary art that has been inspired by native American Indian culture. They will explore cultural patterns, animal spirits and stencil art.	<ul style="list-style-type: none"> Refine observational drawing skills through photo extension art. Analyze the contemporary works of Iain Macarthur and make connections with his work and traditional American Indian art. Explore cultural pattern and develop work in the style of Iain Macarthur. 	Visit the V&A Museum to sketch and photograph cultural artwork from first hand observation.
Half Term 4 (Feb-Mar)		<ul style="list-style-type: none"> Investigate native American 'spirit animals' Explore common characteristics of American Indian animal art – solid colour, limited colour palette and stencil like shapes. Create a stencil design that reflects own 'spirit animal'. 	
Half Term 5 (Apr-May)	ABSTRACT ART: Students will use microscopic imagery of cells and bacteria as a starting point to explore Abstract art and relevant artists within the movement.	<ul style="list-style-type: none"> Explore the history of Abstract Art. Learn about the rule of thirds and apply it to own work. Produce an abstract piece of art with direct focus on shape, form, colour and composition. 	Explore optical illusions where images are hidden within a pattern. Create your own.
Half Term 6 (Jun-Jul)		<ul style="list-style-type: none"> Investigate Op Art. Identify key characteristics of Op Art and make connections with linear perspective. Create a piece of Op Art through movement, pattern, swelling, warping and perspective illusions. 	

Examples of Home Learning Tasks	<p>Students should expect to receive home learning every 4 weeks:</p> <ul style="list-style-type: none"> Collect a range of images to support own ideas in class. Combine text and imagery to create an exciting logo design. Complete a masked portrait in the style of Iain Macarthur. Find the missing information from the Art genre time line. 	
Assessment Tasks, Methods & Frequency	<p>Lessons – Questioning, individual feedback, peer and self-assessment, reflection</p> <p>Sketchbooks – students will receive marks for home learning with feedback and suggested areas for improvement every 4-5 weeks.</p> <p>Class Folders – Students will receive end of project marks with targets each term.</p>	
Equipment That Students Need	Rubber, sharpener, long 30cm ruler, HB and 2B shading pencil, glue stick, coloured pencils, black fine liner pen and apron.	

Parents / Carers can help their child by:	<ul style="list-style-type: none"> Ensure your child is summarizing information in their own words in research tasks Ensure your child brings their Art equipment to every lesson. Encourage visits to museums/ galleries.
Useful Websites	<ul style="list-style-type: none"> www.britishmuseum.org
Extra-curricular Activities	<ul style="list-style-type: none"> Aim Higher/ Extended projects with Miss Louka in R18 Look out for competition opportunities on the Art corridor notice board.


Who Can I Contact?	Head of Art	Mrs Ward-Mills	
	Teachers of Y8 Art	Mrs Johnstone Ms Louka	Ms Skinner Mrs Ward-Mills

Woodbridge High School Curriculum Overview

Year 9 – Art (GCSE)



		Curriculum Content	Suggested Reading or Extension Activities
Half Term 1 (Sep – Oct)	THE BUILT ENVIRONMENT: During this extended project students will cover all four GCSE assessment criteria and learn the skills needed to successfully reach all objectives. They will be given the opportunity to explore a wide range of new media processes and techniques and really refine their technical skills so that they are fully prepared for year 10. Students will cover aspects of Fine Art, design, photography & 3D.	<ul style="list-style-type: none"> Observational drawing and painting – refine skills in the formal elements. 	All students will have extension activities in their homework trackers at the back of their sketchbooks. Individual tasks set by teachers. Extra work can be completed at home or after school during GCSE club.
Half Term 2 (Nov-Dec)		<ul style="list-style-type: none"> Artist analysis – visual qualities. Explore materials and techniques in response to artist analysis. 	
Half Term 3 (Jan-Feb)		<ul style="list-style-type: none"> Annotations – recording observations and initial ideas based upon exploration of materials and artist analysis. Source own images that are relevant to initial ideas. 	
Half Term 4 (Feb-Mar)		<ul style="list-style-type: none"> Thumbnail ideas – potential outcomes using own sources/ images and artists as inspiration. Annotations – record intentions. Develop initial ideas through media exploration. 	
Half Term 5 (Apr-May)		<ul style="list-style-type: none"> Sustain development through the refining and improving of best line of inquiry. Produce final piece of work that summarizes project. 	
Half Term 6 (Jun-Jul)		<ul style="list-style-type: none"> Review project and work on individual teacher feedback and targets. 	




Examples of Home Learning Tasks	Students should expect to receive home learning every 2/3 weeks. <ul style="list-style-type: none"> Collect a range of source materials/ images to draw from in lesson. Observational drawing task using shade and tone. Study an artist, designer, photographer that's relevant to your work. Review your teacher's feedback and make improvements to a particular piece.
Assessment Tasks, Methods & Frequency	Lessons – Questioning, individual feedback, peer and self-assessment, reflective and reviewing lessons. Sketch books – students will receive effort & progress marks for home learning with written feedback and suggested areas for improvement every 3 weeks. Student Tracker sheets – Students will receive marks against AQA assessment objectives with predicted grades four times throughout the year. Individual targets and written feedback will be provided.
Equipment That Students Need	Essentials: A3 sketchbook, HB, 2B and 4B pencils, rubber, long 30 cm ruler, sharpener, glue stick, a black fine liner pen. Desired: Good quality blending colour pencils, a tin of water colours, a set of acrylic paints, a range of brushes and an A3 carry case/ portfolio.

Parents / Carers can help their child by:	<ul style="list-style-type: none"> Ensure students bring their equipment and sketchbook to every lesson. Encourage students to visit galleries, museums and places of interest. Ensure students meet deadlines.
Useful Websites	www.gettyimages.co.uk www.npg.org.uk www.tate.org.uk www.saatchigallery.com
Extra-curricular Activities	<ul style="list-style-type: none"> GCSE club runs twice a week after school with all GCSE teaching staff. Trip to gallery or museum.


Who Can I Contact?	Head of Art	Mrs Ward-Mills
	Teachers of Y9 Art (GCSE)	Mrs Ward-Mills Ms Skinner

Woodbridge High School Curriculum Overview

Year 9 – Business Studies (GCSE)



	Curriculum Content	Suggested Reading or Extension Activities
Half Term 1 (Sep – Oct)	<ul style="list-style-type: none"> Dragon's Den style challenge where students create their own product and write a full business plan. 	Watching relevant clips of shows such as the Apprentice. Wider reading about start-up businesses.
Half Term 2 (Nov-Dec)	<ul style="list-style-type: none"> Dragon's Den style challenge where students create their own product and write a full business plan. 	Watching relevant clips of shows such as the Apprentice. Wider reading about start-up businesses.
Half Term 3 (Jan-Feb)	<ul style="list-style-type: none"> Ethics debating project based on new specification GCSE content. 	Wider reading around Corporate Social Responsibility and looking at businesses such as Innocent Smoothies.
Half Term 4 (Feb-Mar)	<ul style="list-style-type: none"> Finance and investment project based on new specification GCSE content. 	Reading up to date news articles relating to the financial performance of a range of businesses.
Half Term 5 (Apr-May)	<ul style="list-style-type: none"> Idea Brief Campaign project linking to new specification GCSE. 	Prepare fact sheets about a range of entrepreneurs such as Elon Musk and Oprah Winfrey.
Half Term 6 (Jun-Jul)	<ul style="list-style-type: none"> Extended writing and exam skills in preparation for new specification GCSE. 	Reading business articles from the BBC news website.


Examples of Home Learning Tasks	<ul style="list-style-type: none"> Case studies, research project and wider reading. Find the mission statement for 5 large firms and feedback. To analyse cash flow problems for a large business 	
Assessment Tasks, Methods & Frequency	<ul style="list-style-type: none"> Progress test every 3 weeks with feedback and target for improvement. Assessed home learning every 2 weeks with feedback and target for improvement. 	
Equipment That Students Need	Exercise books, different coloured biro pens, pencil, ruler, rubber, calculator, homework planner, access to AQA GCSE textbook.	

Parents / Carers can help their child by:	<ul style="list-style-type: none"> Ensuring H/L is completed on time and to the best of student's ability. Being aware of current targets student has and to facilitate achievement.
Useful Websites	<ul style="list-style-type: none"> http://www.bbc.co.uk/schools/gcsebitesize/
Extra-curricular Activities	<ul style="list-style-type: none"> Wider reading – Reading the business section on BBC news

Who Can I Contact?	Head of Business Studies	Ms James
	Teachers of Y9 Business Studies (GCSE)	Ms Aftab Ms Sheehan

Woodbridge High School Curriculum Overview

Year 9 – Computing and IT



	Curriculum Content	Suggested Reading or Extension Activities
Half Term 1 (Sep – Oct)	Baseline Computing Test Data Representation <ul style="list-style-type: none"> Learning how to count in Binary Converting a number from binary to denary Using mathematical functions to calculate binary 	http://www.bbc.co.uk/education/guides/z26rcdm/revision
Half Term 2 (Nov-Dec)	SQL Lite Database programming <ul style="list-style-type: none"> Use of Structured Query Language to create / edit / manipulate databases. Introduction to relational databases and primary keys 	https://www.khanacademy.org/computing/computer-programming/sql
Half Term 3 (Jan-Feb)	Crazy Graphics <ul style="list-style-type: none"> Understanding difference between vector and bitmap images Creating magazine cover for WHS Producing graphics for a given purpose 	http://www.bbc.co.uk/schools/gcsebitesize/dida/graphics/bitmapvectorrev3.shtml
Half Term 4 (Feb-Mar)	Exchanging Information over Networks <ul style="list-style-type: none"> Study of how computers on a network exchange large amounts of data Use of DNS system to translate URLs into IP addresses Packet switching & protocols 	http://www.bbc.co.uk/schools/gcsebitesize/ict/datacomm/
Half Term 5 (Apr-May)	JavaScript <ul style="list-style-type: none"> Learn how to use the JavaScript language and the processing JS library to create fun drawings and animations 	https://www.khanacademy.org/computing/computer-programming/programming
Half Term 6 (Jun-Jul)	Solo Learn HTML <ul style="list-style-type: none"> Students to further develop their skills to create a website using HTML 	https://www.sololearn.com/Course/HTML/



Examples of Home Learning Tasks	Plan a database solution using your SQL skills which will function and run as intended. Explain the impact of using Computer Aided Design in the world today. Plan a solution for visual programming which will perform a specific task. Write a report about the impact of Mobile Applications in today's society.
Assessment Tasks, Methods & Frequency	Mostly computer based projects, constant feedback provided to students verbally during lesson time. Assessed home learning sheets provided once a fortnight. Overall project assessed towards end.
Equipment That Students Need	Computers, pencil case.

Parents / Carers can help their child by:	<ul style="list-style-type: none"> Supporting them with specific home learning tasks Providing guidance with extended home learning projects 	
Useful Websites	<ul style="list-style-type: none"> http://www.python.org/ http://www.adobe.com/devnet/dreamweaver.html http://google-sketchup.en.softonic.com 	
Extra-curricular Activities	<ul style="list-style-type: none"> Computer Club held by ICT and Computing teachers 	

Who Can I Contact?	Head of Computing and IT	Ms Surujpaul	
	Teachers of Y9 Computing and IT	Mr Brock-Carey Mr Ewen	Ms Mistry Ms Surujpaul

Woodbridge High School Curriculum Overview

Year 9 – Computer Science (GCSE)



	Curriculum Content		Suggested Reading or Extension Activities
Half Term 1 (Sep – Oct)	Opportunity to investigate how computers work <ul style="list-style-type: none">Developing Programming Skills using PythonThe use of SQL to search for dataDevelopment of computational thinking skillsProducing robust programs		https://www.codecademy.com/ https://www.codecademy.com/learn/learn-sql https://www.cambridgegcsecomputing.org/ www.khanacademy.com
Half Term 2 (Nov-Dec)	Visual Basic <ul style="list-style-type: none">Beginners guide to Visual BasicProgramming challenges in Visual Basic		
Half Term 3 (Jan-Feb)	Networking Wireless and wired network Type of networks Internet as world wide web Network Topologies	Programming Techniques Development of Programming solution for given task	Book of Programming challenges – see how many you can code Projecteuler.net
Half Term 4 (Feb-Mar)	Data Representation <ul style="list-style-type: none">BinaryHexadecimal	Programming Challenges using Practice NEA <ul style="list-style-type: none">Pseudo CodeFlowcharts	Cambridge Computer Science Book
Half Term 5 (Apr-May)			
Half Term 6 (Jun-Jul)			


Examples of Home Learning Tasks	Practice programming skills to prepare for NEA Cambridge Computing Science Student Book to work through
Assessment Tasks, Methods & Frequency	End of unit tests Practice NEA – to be completed in lesson time board scenario.
Equipment That Students Need	Pen, pencil, ruler eraser Cambridge Computing Science Student Book CGP Computer Science Book



Parents / Carers can help their child by:	<ul style="list-style-type: none"> Email contactcomputing@woodbridgehigh.co.uk if you have questions/queries
Useful Websites	<ul style="list-style-type: none"> www.teach-ict.com (Username ig87dq Password: memory6) http://www.codecademy.com/#!/exercises/0 https://www.khanacademy.org/coach/dashboard https://www.cambridgegcsecomputing.org/ (log in with your unique username and password from your book)
Extra-curricular Activities	<ul style="list-style-type: none"> Watch BBC Click (available online on BBC iPlayer) each week http://www.computerweekly.com/

Who Can I Contact?	Head of Computing and IT	Ms Surujpaul
	Teachers of Y9 Computer Science (GCSE)	Mr Ewen Ms Surujpaul

Woodbridge High School Curriculum Overview

Year 9 – Design & Technology



	Curriculum Content	Suggested Reading or Extension Activities
<p>During the year, students complete a choice of two of the following units shown here in rotation.</p> <p>Not all students complete the same units at the same time.</p> <p>Please contact the Head of Department for further details</p>	<p>Product Design Project B – Acoustic Speaker</p> <ul style="list-style-type: none"> Designing and making, CAD/CAM, applying a finish Understanding how to implement traditional manufacturing skills. Understand the concept of amplification and acoustics. <p>Product Design Project A – Mechanical Toy</p> <ul style="list-style-type: none"> Product Analysis/Research Motions and mechanisms CAD/CAM, Applying finish, Assembly 	<p>Students are encouraged to research theoretical information that compliments the study of design technology. This is provided through a range of home-learning tasks. Extension activities are set to improve subject knowledge in preparation for GCSE.</p>  
	<p>Food Technology - Family Meals</p> <ul style="list-style-type: none"> Make a selection of main courses and desserts Importance of balanced meals and will look closely of the functions of nutrients. GCSE style investigation tasks. 	
	<p>Graphics – Themed Bottle Design (Bathroom Product)</p> <ul style="list-style-type: none"> Staying safe and learning effectively Why product analysis is an important: Complete understanding of a product analysis; 	

Examples of Home Learning Tasks	<ul style="list-style-type: none"> Mini research projects. Students are given a choice of a range of focused activities to complete.
Assessment Tasks, Methods & Frequency	<ul style="list-style-type: none"> Ongoing assessment against national curriculum standards. Students kept informed via consistent and personalized marking.
Equipment That Students Need	<ul style="list-style-type: none"> Food ingredients for practical lessons. Fully equipped pencil case Access to a computer/ internet


Parents / Carers can help their child by:	<ul style="list-style-type: none"> Ensuring students have the required ingredients for practical lessons. Checking that students have completed all home learning tasks set. Encouraging students to read Design supplements in newspapers. Visit museums, such as the Design Museum, Science Museum, The British Museum, Museum of Brands, Packaging & Advertising, Victoria & Albert Museum
Useful Websites	<ul style="list-style-type: none"> BBC Bitesize – http://www.bbc.co.uk/schools/teachers/keystage_3/topics/design_and_technology.shtml http://www.bbc.co.uk/schools/gcsebitesize/design/ Design Museum http://www.educationquizzes.com/ks3/d-and-t/
Extra-curricular Activities	<ul style="list-style-type: none"> Department clubs & Study support sessions run both at lunchtimes and after school– Please see Head of Department for further details. Trips specific to the curriculum.

Who Can I Contact?	Head of Design & Technology	Ms Rivers	
	Teachers of Y9 Design & Technology	Mrs Addae Ms Gleeson Ms John Ms Latif	Mr O'Brien Ms Rivers Mr Savill


Woodbridge High School Curriculum Overview

Year 9 – Design & Technology (GCSE)



	Curriculum Content	Suggested Reading or Extension Activities
Half Term 1 (Sep – Oct)	Introduction to GCSE: <ul style="list-style-type: none"> Structure of the course Controlled assessment requirements 	Reading articles from a quality newspaper or their online equivalent or from the BBC news website.
Half Term 2 (Nov-Dec)	GCSE Design & Technology (year 9 course) The course is designed to fully prepare the students for their GCSE non-examination assessment that they will start in in year 10 and their examined unit they will sit in 11.	BBC website GCSE Bitesize.
Half Term 3 (Jan-Feb)	It is a skills based year that will focus on:	Wider reading around:-
Half Term 4 (Feb-Mar)	<ul style="list-style-type: none"> Focused practical work Developing design skills Problem solving and creativity Developing and refining making skills Innovation CAD/CAM Modelling and prototyping 	<ul style="list-style-type: none"> Materials Characteristics Manufacturing processes
Half Term 5 (Apr-May)		Exam board: AQA
Half Term 6 (Jun-Jul)		

Examples of Home Learning Tasks	Research project, investigations into materials characteristics, surveys and wider reading.
Assessment Tasks, Methods & Frequency	Controlled assessments run regularly and mock exams as appropriate.
Equipment That Students Need	Pupils will be provided with booklets and texts.

Parents / Carers can help their child by:	<ul style="list-style-type: none"> Ensuring that pupils read regularly and widely, design publications and newspaper supplements Food ingredients for practical lessons. Fully equipped pencil case Access to a computer/internet 	
Useful Websites	<ul style="list-style-type: none"> BBC Bitesize 	
Extra-curricular Activities	<ul style="list-style-type: none"> Study support sessions at lunchtime & afterschool. Encouraging students to read Design supplements in newspapers. Visit museums – <ul style="list-style-type: none"> Design Museum Science Museum The British Museum Museum of Brands, Packaging & Advertising Victoria & Albert Museum 	

Who Can I Contact?	Head of Design & Technology	Ms Rivers
	Teachers of Y9 Product Design (GCSE)	Mr Savill

Woodbridge High School Curriculum Overview

Year 9 – Drama



	Curriculum Content	Suggested Reading or Extension Activities
Half Term 1 (Sep – Oct)	<u>Riots</u> <ul style="list-style-type: none"> Explore the real-life contemporary situation of the London Riots. Research the different groups involved through verbatim text. Consider the choices and opinions of those involved. Debate these choices and present an opinion. 	<p>Visiting the theatre is a great extension to the in class experience. There are many performances both locally and beyond that capture and show new methods of story-telling. One of the easiest to access is Redbridge Drama Centre.</p>
Half Term 2 (Nov-Dec)	<u>Lizzie Borden</u> <ul style="list-style-type: none"> Investigate the story of Lizzie Borden Experiment with the genre of 'Grotesque Theatre' and research how it can be developed. Present a performance in the style of 'Grotesque Theatre' based on the stimulus and story. 	
Half Term 3 (Jan-Feb)	<u>Macbeth</u> <ul style="list-style-type: none"> Interpret the characters within the text to create new meaning. Change the setting, time era and characters to adapt the text for a contemporary audience. Engage with a Shakespearian text. 	<p>There are also plenty of opportunities to take part in extra-curricular drama both in school and outside. We run lunchtime and after-school clubs.</p> <p>Every year the school hosts an annual school production that showcases the incredible talent of our students. We encourage all students to get involved in this challenging but incredible experience and look forward to sharing our performances with parents, teachers, peers and the local community</p>
Half Term 4 (Feb-Mar)	<u>Comedy</u> <ul style="list-style-type: none"> Investigate various genres of comedy throughout history and their influences on modern comedy. Use a variety of skills and techniques in a performance to create comedic effect. Refine and present a rehearsed comedic performance. 	
Half Term 5 (Apr-May)	<u>Joint Enterprise</u> <ul style="list-style-type: none"> Assess choices made during given situations and the impact this may have. Examine the long term impact of these choices by developing characters and responses. Discuss and debate these ideas verbally and practically 	
Half Term 6 (Jun-Jul)	<u>Theatre in Education</u> <ul style="list-style-type: none"> Develop a performance in the style of theatre in education. Identify a target audience and devise accordingly to ensure the piece is effective. Tackle a prevalent issue that young people may encounter. 	

Examples of Home Learning Tasks	Research and develop knowledge of history of theatre and theatrical skills Independent rehearsal and development of performance
Assessment Tasks, Methods & Frequency	All Schemes of Learning have a summative performance that is assessed. Within class we reflect on what has been created and discuss how skills and techniques could be further developed.
Equipment Which Students Need	Students may be asked to bring in props to enhance assessed performances. This however is not an essential element of studying drama.

Parents / Carers can help their child by:	<ul style="list-style-type: none"> Visiting the theatre; encourage reading of fictional stories and theatre history Promoting the study of drama by acknowledging the transferable skills
Useful Websites	<ul style="list-style-type: none"> www.vam.ac.uk/page/t/theatre-and-performance/ www.nationaltheatre.org.uk/discover-more www.redbridgedramacentre.co.uk
Extra-curricular Activities	<ul style="list-style-type: none"> Lunchtime and After-school Clubs Whole school production, theatre trips



Who Can I Contact?	Head of Drama	Miss Pinnell		
	Teachers of Y9 Drama	Ms Cranwell	Ms Rawat	Mr Amaning

Woodbridge High School Curriculum Overview


Year 9 – Drama (GCSE)



	Curriculum Content	Suggested Reading or Extension Activities
Half Term 1 & 2 (Sep – Dec)	<u>Introduction to Drama</u> To introduce students to what they will encounter in Drama, they will explore a topic called 'Urban Fairytales'. Within this, students will be expected to: <ul style="list-style-type: none"> • Work with various forms of text such as fiction, script and poetry • Reinterpret traditional fairytales with the influence of current events and politics • Devise performances using a stimulus • Work with various styles and historical genres of theatre 	Visiting live theatre is an invaluable activity that applies to the study of drama and theatre studies and will have an impact across all components. A great local theatre to visit would be the Redridge Drama Centre. We recommend reading any books by leading practitioners. There are many performances both locally and beyond that capture and show new ideas and ways to tell stories. Alongside visiting is to take part in extra-curricular drama in school, the department also run lunchtime and after-school clubs. We offer opportunities to perform in school and hope to continue this. This includes the annual school production.
Half Term 3 (Jan-Feb)	<u>Monologues</u> Within this unit, students will perform a devised and scripted monologue. They will experiment with various acting techniques and develop their knowledge of character, setting and characterisation skills.	
Half Term 4 (Feb-Mar)	<u>Practitioner Workshop: Frantic Assembly</u> Students will devise theatre using the techniques of Frantic Assembly. They will watch how theatre is performed with these techniques and how meaning can be derived from movement and an abstract style.	
Half Term 5 (Apr-May)	<u>Practitioner Workshop: Bertolt Brecht</u> Students will study the work and techniques of theatre practitioner Bertolt Brecht. They will explore play texts, live theatre and how to devise using Brechtian techniques.	
Half Term 6 (Jun-Jul)	<u>Teachers- John Godber</u> Students will work with this play text; exploring the characters, themes and meaning of the piece. Students will be set the task of bering the text to life and will also devise original scenes using the text as stimulus.	

Examples of Home Learning Tasks	<ul style="list-style-type: none"> • Theatre reviews • Research tasks • Evaluations • Reflections • Self-assessments 	<ul style="list-style-type: none"> • Mind-mapping/ brainstorming • Independent rehearsal, • Response to set questions • Mock Exams, • Collating notes
Assessment Tasks, Methods & Frequency	Each module studied will be concluded with a performed assessment. Students will also need to complete coursework style evidence to accompany some of these assessments.	
Equipment Which Students Need	Students may be asked to bring in props to enhance a performance, other than this, the essential school equipment will be required.	


Parents / Carers can help their child by:	<ul style="list-style-type: none"> • Visiting a variety of theatre • Ensuring that home learning is completed and of a high standard • Visiting showcases in support of students work
Useful Websites	<ul style="list-style-type: none"> • www.bbc.co.uk/schools/gcsebitesize/drama/drama_wjec • www.vam.ac.uk/page/t/theatre-and-performance/ • www.nationaltheatre.org.uk/discover-more • www.redbridgedramacentre.co.uk/
Extra-curricular Activities	<ul style="list-style-type: none"> • Lunchtime, After-school Clubs and Whole school production • Theatre trips



Who Can I Contact?	Head of Drama	Miss Pinnell
	Teachers of Y9 Drama (GCSE)	Miss Pinnell

Woodbridge High School Curriculum Overview

Year 9 – French



	Curriculum Content	Suggested Reading or Extension Activities
Half Term 1 (Sep – Oct)	<ul style="list-style-type: none"> Describing yourself and others Saying what you do on social media sites Inviting people to go out Describing an outing with friends 	Read articles about celebrities and singers: http://fr.maryglasgowplus.com/students/features/archive
Half Term 2 (Nov-Dec)	<ul style="list-style-type: none"> Giving opinions on sport and how to do well Describing your diet and fitness levels Discussing how you will improve your lifestyle How to use 3 different tenses together 	Research key French sportsmen/women e.g. Frank Ribery, Karim Benzema, Tony Parker, Marion Bartoli
Half Term 3 (Jan-Feb)	<ul style="list-style-type: none"> Discussing your plans for the future and ideal jobs Explaining the advantages of learning languages Understanding details and requirements for jobs Saying what you used to want to do 	Read about young French people's plans for the future. http://fr.maryglasgowplus.com/students/features/27970
Half Term 4 (Feb-Mar)	<ul style="list-style-type: none"> Discussing where you normally go and what you do on holiday Giving opinions on adventure holidays Describing what you take on holiday and why Explaining past holiday disasters 	Read about and chose your own holiday camp for next summer in France: http://www.123sejours.com/
Half Term 5 (Apr-May)	<ul style="list-style-type: none"> Discussing what is important to us and why Describing what makes us happy Comparing our rights with those in other countries 	www.enfantsentraide.org Read about the charity founded by a 12 year old Canadian boy.
Half Term 6 (Jun-Jul)	<ul style="list-style-type: none"> Project 'Ma Vie' Review of present, imperfect and future tenses Write, re-draft and extend written work 	www.languagesonline.org.uk and www.zut.org.uk for review of the key tenses

Examples of Home Learning Tasks	<ul style="list-style-type: none"> Preparing a presentation on your favourite celebrity Worksheet practicing key grammar points Learning key vocabulary and verbs Independent writing or re-drafting following marking
Assessment Tasks, Methods & Frequency	<ul style="list-style-type: none"> One formal assessment in one or two skills per half-term (reading/writing/speaking/listening) Frequent mini vocabulary and verb tests. End of year reading and writing assessment
Equipment That Students Need	<ul style="list-style-type: none"> Pens, rulers, highlighters, glue Access to the internet at home A French dictionary or access to online dictionary




Parents / Carers can help their child by:	<ul style="list-style-type: none"> Testing them on the vocabulary or key verbs they need to learn Encouraging them to check their home learning on completion Ensuring Google Translate is not used as it is incorrect.
Useful Websites	<ul style="list-style-type: none"> www.zut.org.uk – all round skills practice on different topics www.languagesonline.org.uk – grammar explanations and practice www.wordreference.com – online dictionary
Extra-curricular Activities	<ul style="list-style-type: none"> Termly enrichment activities for good effort and attainment French Surgery – drop in at lunch for any help

Who Can I Contact?	Head of French	Ms Orcel	
	Teachers of Y9 French	Mrs Bemath Ms Nikolaeva	Ms Reyes Mr Samuels

Woodbridge High School Curriculum Overview


Year 9 – Geography



	Curriculum Content	Assessment, Suggested Reading or Extension Activities
Half Term 1 (Sep – Oct)	Ethical Geography <ul style="list-style-type: none"> Fairtrade and <i>The Trading Game</i> Trade vs. Aid Kenyan Flowers and Supermarkets American Apparel 	 <i>Ethical Product Presentations (Group Work)</i>
Half Term 2 (Nov-Dec)	Antarctica <ul style="list-style-type: none"> Cold deserts Global commons Geopolitics 	RGS Young Geographer Poster
Half Term 3 (Jan-Feb)	Geographical Futures – Energy <ul style="list-style-type: none"> What if oil runs out? Fracking vs. Middle East (Russia cutting off gas) 	<i>Energy Essay</i>
Half Term 4 (Feb-Mar)	Resource Management <ul style="list-style-type: none"> What impacts are humans having on the planet 	<i>Peer Assessed Presentation</i>
Half Term 5 (Apr-May)	Urban Challenges <ul style="list-style-type: none"> What challenges and opportunities exist in mega cities such as London (HIC) and Lagos (LIC)? 	<i>30 Mark Assessment</i>
Half Term 5 (Apr-May)	Hazards <ul style="list-style-type: none"> What causes natural hazards How do hazard events impact the human world? 	<i>Multiple Choice Assessment</i>
Half Term 6 (Jun-Jul)	Fieldwork <ul style="list-style-type: none"> Primary Data Collection (Transport Survey) 	<i>Fieldwork Report</i> <i>Statistical Testing</i>
Half Term 6 (Jul)	Preparation of End of Year Assessment <ul style="list-style-type: none"> Revision Skills Preparation for end of year assessment 	Multiple choice, point marked and longer response questions, including marks for SPGST. Questions will come for Y7,Y8 and Y9 topics

Examples of Home Learning Tasks	<ul style="list-style-type: none"> Home Learning will complement topics and will be set on <i>Show My Homework</i>
Assessment Tasks, Methods & Frequency	<ul style="list-style-type: none"> One assessment per topic
Equipment Which Students Need	<ul style="list-style-type: none"> Full Pencil Case (Including Green Pens, mathematical set and calculator)


Parents / Carers can help their child by:	<ul style="list-style-type: none"> Fully equipping students and checking their pencil case Asking students to teach parents what they've learnt in/out of class Check students have completed Home Learning Get students to regularly read/watch the news Support students in being resilient and lifelong learners
Useful Websites	<ul style="list-style-type: none"> BBC Bitesize Geography http://www.bbc.co.uk/bitesize/ks3/geography/ Twitter- @WHSGeography https://twitter.com/WHSGeography Geography All The Way http://www.geographyalltheway.com/ GeographyPods http://www.geographypods.com/ Get Revising http://getrevising.co.uk/
Extra-curricular Activities	<ul style="list-style-type: none"> GeoCaching (Summer)




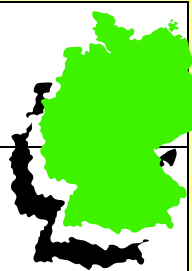
Who Can I Contact?	Head of Geography	Mr Steacy-Buck	
	Teachers of Y9 Geography	Ms George-Francis Ms Fleet	Ms Sheehan Mr Steacy-Buck

Woodbridge High School Curriculum Overview

Year 9 – German



	Curriculum Content	Suggested Reading or Extension Activities
Half Term 1 (Sep – Oct)	<ul style="list-style-type: none"> Students talk about role models Word order with subordinate conjunctions e.g 'obwohl (although), 'wenn' (when,if) Reinforcement of the verb as the second idea in a sentence 	Students research a famous German person
Half Term 2 (Nov-Dec)	<ul style="list-style-type: none"> Students talk about school, discuss bands and music festivals Making comparisons when talking about bands Studying German winter poems 	Use the link below to find out about Hip-Hop in Germany http://www.dw.de/deutsch-lernen/das-bandtagebuch-folge-1/s-100452
Half Term 3 (Jan-Feb)	<ul style="list-style-type: none"> Students discuss what they would like to be or do and give reasons Using the conditional 'ich würde' to say what you would do Understanding and responding to voicemail messages 	Use the link below to read about the ambitions of a teenager in Berlin http://aufdeutsch.co.uk/jugendportrat-indra/
Half Term 4 (Feb-Mar)	<ul style="list-style-type: none"> Students discuss childhood memories Using 'als' to mean 'when' in the past Using the superlative when comparing primary and secondary schools 	Research childhood in Germany and compare with your childhood http://www.wissen.de/kindheit-deutschland-eine-neunjaehrige-erzaehlt
Half Term 5 (Apr-May)	<ul style="list-style-type: none"> Students discuss what is most important to them and how we can make a difference Using 'um...zu' sentences to say 'in order to' Applying the TIME MANNER PLACE rule 	
Half Term 6 (Jun-Jul)	<ul style="list-style-type: none"> Students discuss rights and responsibilities They study the film 'Sophie Scholl' and complete a project based on the film 	Students research facts about the White Rose student resistance group

Examples of Home Learning Tasks	<ul style="list-style-type: none"> Writing tasks based on units studied Vocabulary learning Independent research Project related tasks 	
Assessment Tasks, Methods & Frequency	<ul style="list-style-type: none"> Students will be assessed at the end of every unit of work studied Extended writing on topics studied Listening and Reading assessments Translation tasks Presentation on the 'Weisse Rose' student resistance group 	
Equipment That Students Need	German exercise book, Year 9 German vocabulary booklet, German grammar booklet Internet access, highlighter pens	

Parents / Carers can help their child by:	<ul style="list-style-type: none"> Ensuring that student spends at least 10 minutes every day on vocabulary Parents can help by testing vocabulary, grammar points and spend time ensuring that their son/daughter completes all home learning-tasks
Useful Websites	<ul style="list-style-type: none"> http://www.goethe.de/ins/gb/lon/lhr/stu/ks3/enindex.htm http://www.ukgermanconnection.org/kids-links http://gut.languageskills.co.uk/index.html
Extra-curricular Activities	Residential trip to Munich

Who Can I Contact?	Head of German	Mrs Turner
	Teachers of Y9 German	Mr Hennessy Mrs Turner

Woodbridge High School Curriculum Overview

Year 9 – Health and Social Care (Cambridge National)



	Curriculum Content	Suggested Reading or Extension Activities
Half Term 1 (Sep – Oct)	Child Protection <ul style="list-style-type: none"> Physical and intellectual, emotional and social development of children ages 0-5 	AQA GCSE Child Development by Brennard and Hall- Unit 4 Development Age 0-5 CACHE Level 2 by Tassoni
Half Term 2 (Nov-Dec)	Child Protection <ul style="list-style-type: none"> Comparing development of children with specific additional needs to developmental milestones 	
Half Term 3 (Jan-Feb)	Child Protection <ul style="list-style-type: none"> Hazards in Early Years Settings Risk Assessments Designing a safe early years environment 	
Half Term 4 (Feb-Mar)	Nutrients Needed for Good Health <ul style="list-style-type: none"> Dietary Needs at Different Life Stages Functions and Sources of Nutrients 	BTEC Level 2 Health and Social Care Level 2 by Elizabeth Haworth Unit 11 Extend by researching current government initiatives to improve the nutritional health of the population. News articles- how does diet impact our health?
Half Term 5 (Apr-May)	Nutrients Needed for Good Health <ul style="list-style-type: none"> Factors Influencing Diet Medical Conditions Resulting in Specific Dietary Needs Hygiene Measures 	
Half Term 6 (Jun-Jul)	Nutrients Needed for Good Health <ul style="list-style-type: none"> Planning meals for specific dietary needs Produce nutritional meals for specific dietary requirements Evaluation of hygiene and methods 	

Home Learning Tasks, Assessment Tasks, Methods & Frequency	Students will be given assignment briefs outlining specific assessment tasks to be completed for each Learning Objective. On average these assignments will take 1-2 weeks to complete. Students will be given time to complete these tasks in class but additional time will be required and therefore these assignments must be completed as home learning.
Equipment Which Students Need	Stationery equipment: pens, pencils, ruler





Parents / Carers can help their child by:	<ul style="list-style-type: none"> Encouraging completion of home learning/course work Encouraging to attend help sessions if they lack understanding of course content
Useful Websites	<ul style="list-style-type: none"> www.nhs.uk www.bbc.co.uk/health/ www.bupa.co.uk
Extra-curricular Activities	<ul style="list-style-type: none"> Additional help sessions at lunch time and afterschool School trips to reinforce application of course content (i.e. care homes, nurseries)

Who Can I Contact?	Head of Health and Social Care	Ms Griffiths
	Teachers of Health and Social Care	Ms Griffiths Ms McNamee

Woodbridge High School Curriculum Overview

Year 9 – History



	Curriculum Content	Suggested Reading or Extension Activities
Half Term 1 (Sep – Oct)	<ul style="list-style-type: none"> Rise of dictatorships after WWI- Rise of Hitler Appeasement- was it a mistake by the British government to appease Germany in the 1930's? 	<p>Students should be encouraged to find out more about the period in history they are studying. This might involve reading or watching documentaries. Teachers can give guidance on further reading if required.</p>  
Half Term 2 (Nov-Dec)	<ul style="list-style-type: none"> Hitler's invasion of the USSR- causes and effects Were the USA justified in dropping the Atom Bomb? 	
Half Term 3 (Jan-Feb)	<ul style="list-style-type: none"> WW2- Homefront The Holocaust- role of ordinary Germans, Nazi methods of persecution 	
Half Term 4 (Feb-Mar)	<ul style="list-style-type: none"> The Russian Revolution The rise of Communism in Russia 	
Half Term 5 (Apr-May)	<ul style="list-style-type: none"> Why did the USA go to war in Vietnam? Why did the USA lose the Vietnam War? 	
Half Term 6 (Jun-Jul)	<ul style="list-style-type: none"> Post War immigration- how far did Britain change between 1950-1979? A focus on primary and secondary sources 	

Examples of Home Learning Tasks	<p>Students will be given a Home Learning booklet by their History teacher during the first week of term.</p> <p>This HL booklet will outline all tasks for the entire year- please keep them safe!</p>
Assessment Tasks, Methods & Frequency	<p>In History, there are 3 'big' assessments that are based upon historical skills. The students are also constantly assessed through the use of class notes checkers and mini assessments to build up to the written essay.</p> <p>Assessment 1- Were the USA justified in dropping the Atomic Bomb on Hiroshima? (Written essay, source based)</p> <p>Assessment 2- How far did Russia change between 1905-1953?</p> <p>Assessment 3- Why did the USA lose the Vietnam War? (Written essay, source based)</p> <p>April</p> <p>End of term exam- GCSE skills from throughout the year</p>
Equipment Which Students Need	Pen, pencil, ruler, rubber, highlighter, glue, colouring pencils





Parents / Carers can help their child by:	<ul style="list-style-type: none"> Going over exercise books and reading through targets together, looking for opportunities to apply them Checking on time management for home learning projects- on course to get completed on time Going over assessment feedback and thinking about how it can applied to the next one
Useful Websites	<ul style="list-style-type: none"> MLE has links to relevant websites for extended or further reading
Extra-curricular Activities	<ul style="list-style-type: none"> History home learning club on Wednesday lunchtimes in W15

Who Can I Contact?	Head of History	Ms Larkin	
	Teachers of Y9 History	Mrs Doig Mr Hunter Ms Larkin	Mr Laws Ms Morgan Miss Whelan

Woodbridge High School Curriculum Overview

Year 9 – Life Studies



	Curriculum Content	Suggested Reading or Extension Activities
Term 1 (Sept-Dec) SRE	Sex and Relationships <ul style="list-style-type: none"> Sex- when is the right time? Pregnancy and risks Contraception methods STIs What is normal about our bodies? 	<p>Students should discuss the issues raised during Life Studies with peers, parents and teachers. Discussion and debate are the best way to extend their learning.</p> 
Term 2 (Jan-March) Careers	Carers, Education, Information, Advice and Guidance <ul style="list-style-type: none"> What vocational options are available to me? What are my best options? How do I link my options to a career? Is college a good choice? 	
Term 3 (April-July) R&R	Rights and Responsibilities <ul style="list-style-type: none"> Democracy and decision making Political, legal and human rights The changing nature of the UK society The rise of political parties such as UKIP and BNP The law, the justice system and young people  Technology and the Media <ul style="list-style-type: none"> Advertising and young people Freedom of speech and the role of the media Reliable sources of information, making judgements Is censorship necessary on young people? 	

Examples of Home Learning Tasks	Home Learning tasks are only occasionally set for Life Studies. Lessons consist of discussion and debate, with some written work.
Assessment Tasks, Methods & Frequency	Assessment is continuous through teacher observation.
Equipment Which Students Need	Pens, pencils, ruler.

Parents / Carers can help their child by:	<ul style="list-style-type: none"> Discussing and debating the issues raised. Encouraging students to find out more. Watching documentaries with their children
---	--


Who Can I Contact?	Teacher in Charge of Life Studies	Ms Whelan	
	Teachers of Y9 Life Studies	Mr Amaning Mr Beaumont Ms Exposito Ms Fleet Mrs Lynch	Ms Moore Ms Orcel Ms Reyes Mr Steacy-Buck Ms Zmirou

Woodbridge High School Curriculum Overview

Year 9 – Music



	Curriculum Content	Suggested Reading or Extension Activities
Half Term 1 (Sep – Oct)	Song Writing <ul style="list-style-type: none"> Exploring themes used in songwriting. Learning about extended chords and melody writing. Composing a pop song in groups. 	Experiment with chord sequences
Half Term 2 (Nov-Dec)	Film Music <ul style="list-style-type: none"> Performing examples of film music Composing a piece of film score to a film clip using computer software. 	Experiment with Garageband software. Watching film clips on YouTube and noting the musical elements used.
Half Term 3 (Jan-Feb)	Dance Music <ul style="list-style-type: none"> Performing and composing examples of waltz, tango and salsa dance Learning the background of these dances 	Experiment with chord sequences
Half Term 4 (Feb-Mar)	Dance Music (continued) <ul style="list-style-type: none"> Using Logic software to compose disco/club dance music Learning about the background and musical features of Club Dance 	Watch videos and music of these dances on YouTube
Half Term 5 (Apr-May)	Samba Band <ul style="list-style-type: none"> Exploring the background and context of Samba music Creating whole class and group Samba compositions. 	Watch videos and music of these dances on YouTube
Half Term 6 (Jun-Jul)	Free choice project <ul style="list-style-type: none"> Pupils can choose whether to compose or perform, and in any style of their choice. Create a performance for a Musical Showcase at the end of the project. 	Listening to a variety of musical styles. Independent research.

Examples of Home Learning Tasks	<ul style="list-style-type: none"> Find lyrics/chord sheets for songs to be used in the lesson when needed Revise elements Listen to examples of the musical styles studied. Music Theory workbook 	
Assessment Tasks, Methods & Frequency	At the end of each half term project there will be an assessment. Students will perform or show their work and will then evaluate it and reflect on their progress through discussion and written work.	
Equipment That Students Need	Pen/pencil. Students are encouraged to bring their instrument in if they have private lessons.	


Parents / Carers can help their child by:	<ul style="list-style-type: none"> Helping with revision of musical notation Listening to music and discussing opinions and musical elements heard 	
Useful Websites	<ul style="list-style-type: none"> www.youtube.com (for listening to examples of music and instrumental skills) www.bbc.co.uk/music (excellent videos and tracks of experts discussing music) 	
Extra-curricular Activities	Please see Music Department clubs timetable	







Who Can I Contact?	Head of Music	Miss Exposito
	Teachers of Y9 Music	Mr Archer Miss Exposito

Woodbridge High School Curriculum Overview

Year 9 – Physical Education



	Curriculum Content	Suggested Reading or Extension Activities
<p>During the year, students complete the following units shown here in rotation.</p> <p>Not all students complete the same units at the same time.</p> <p>Please contact the Head of Department for further details</p>	 <ul style="list-style-type: none"> • Athletics • Badminton • Basketball • Cricket • Dance • Fitness • Football • Gymnastics • Hockey • Netball • Rounders • Table Tennis 	<p>Extra-curricular clubs run in most of the sports offered during curriculum time.</p>  

Examples of Home Learning Tasks	Learn two rules for the specific sport, practice a specific skill, devise a particular warm up for a small group. develop a practice that could improve your skill level in a specific activity
Assessment Tasks, Methods & Frequency	Continuous assessment throughout activity
Equipment That Students Need	White Woodbridge Polo shirt, Black Woodbridge shorts, Black Woodbridge tracksuit, socks, trainers, gumshield (for rugby), football boots




Parents / Carers can help their child by:	<ul style="list-style-type: none"> • Ensuring that they have the correct kit for every lesson • Encourage pupils to attend extra-curricular sessions
Extra-curricular Activities	<ul style="list-style-type: none"> • All activities have an extra-curricular club at lunchtime or after school to improve pupil performance

Who Can I Contact?	Head of PE	Mr Jones	
	Teachers of Y9 PE	Ms Bradley Mr Clifton Ms Ennis Mr Fuschillo Ms Harper	Mr Jones Ms Moore Ms Payne Mr Waters

Woodbridge High School Curriculum Overview

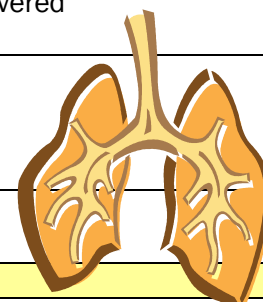
Year 9 – Physical Education (GCSE)



	Topic	Curriculum Content	Suggested Reading or Extension Activities
Half Term 1 (Sep – Oct)	The muscular and skeletal systems of elite performers.	<ul style="list-style-type: none"> • Muscular system • Skeletal system 	   <p>Daily newspapers, OCR PE revision guide & Coaching manuals</p>
Half Term 2 (Nov-Dec)	What makes an Olympic champion?	<ul style="list-style-type: none"> • Components of Fitness • Types of training • The warm up & cool down • Diet 	
Half Term 3 (Jan-Feb)	Inventing a new sport	<ul style="list-style-type: none"> • Governing bodies & agencies • Ethics in sport • Minimising the risk of injury in sport 	
Half Term 4 (Feb-Mar)	How to make your sport the biggest in the world	<ul style="list-style-type: none"> • Commercialisation • The golden triangle 	
Half Term 5 (Apr-May)	Mind over Matter: Improving your performance	<ul style="list-style-type: none"> • Skill classification • Goal setting • Mental preparation • Guidance • Feedback 	
Half Term 6 (Jun-Jul)	Sport Analysis	<ul style="list-style-type: none"> • AEP • Coaching drills • Comparisons to perfect models 	

Examples of Home Learning Tasks	<ul style="list-style-type: none"> • Creating a media advert to promote a sport (poster, podcast, film or radio advert) – considering all aspects of commercialisation. • Creating a rule book for a new sport you have created.
Assessment Tasks, Methods & Frequency	End of topic tests & presentations either by topic or on a bi weekly basis.
Equipment That Students Need	Pens, pencils, rulers, rubbers, sharpeners, green pens The pupils are required to purchase a GCSE PE polo shirt. More information on this will be communicated at the start of the course.

Parents / Carers can help their child by:	<ul style="list-style-type: none"> • Ensuring they attend extra-curricular school and external clubs regularly • Ensuring that they attend catch up / revision afterschool sessions • Ensuring that they read up on topics prior to them being delivered
Useful Websites	www.Teachpe.com www.Brianmac.co.uk www.bbc.co.uk/bitesize/gcse/pe/ www.mypeexam.com
Extra-curricular Activities	<ul style="list-style-type: none"> • Seasonal Extra Curricular Clubs • Theory Catch up sessions




Who Can I Contact?	Head of PE	Mr Jones	
	Teachers of Y9 PE (GCSE)	Ms. Bradley	Mr Waters

Woodbridge High School Curriculum Overview

Year 9 – Religious Education



	Curriculum Content	Suggested Reading or Extension Activities
Half Term 1 (Sep – Oct)	Topic 1: Religions and Cults Recognising the difference between religions and cults Great Schism, Sunni Shia split New World Religions – study of Scientology, Rastafari, Illuminati and Hare Krishna	Christianity – Moral Issues, After the Prophet: The Epic Story of the Shia-Sunni Split in Islam – Lesley Hazelton Christianity: The East/West Divide: The Great Schism – Cyril Bowman www.shia.net http://www.theopedia.com/great-schism http://www.harekrishna.com/col/philosophy/phi-what.html
Nov – Dec	Topic 2: Death and the Afterlife Stages of grief by Elisabeth Kubler Ross Beliefs about life after death Heaven and Hell, Reincarnation Comparison of religious and non-religious beliefs about life after death. How religion may support grief Rites of Passage, Funeral Rites	Tiger Eyes – Judy Blume PS I Love You – Cecelia Ahearn Christianity – Moral Issues The Tibetan Book of Living And Dying – Sogyal Rinpoche www.truetube.co.uk https://en.wikipedia.org/wiki/K%C3%BCbler-Ross_model www.bbc.co.uk/religion
Jan – Feb	Topic 3: Ultimate Questions Discussion, debate and summary on the following areas. Creation What is the meaning and purpose of life Why is there so much pain and suffering in the world. What happened when we die?	http://request.org.uk/issues/ultimate-questions/ http://exploringmyreligion.org/blog/2014/06/02/5-ultimate-questions/
March – May	Topic 4: Religion and Conflict Causes of war, impact on communities Religious responses to war – Rules of Jihad and Just War Study of the crusades, recent conflicts	Answering Jihad: A Better Way Forward – Nabeel Qureshi http://www.bbc.co.uk/ethics/war/just/introduction.shtml www.bbc.co.uk/religion http://www.justwartheory.com Watch – Women only Jihad
June – July	Topic 5: Human Relationships Marriage, the family, rites of passage – birth, marriage christening Contraception, comparisons between Christianity and other religions Religion and LGBTQ	Christianity – Moral Issues Forbidden Love – Norma Khouri Mirage – Soheir Khasshoggi http://www.todaychristianwoman.com www.bbc.co.uk/religion




Examples of Home Learning Tasks	Interpreting and evaluating real life stories about religious experiences Extended writing skills using the PEE (point/evidence/explanation) criteria Independent research exploring how religious issues relate to real life situations.
Assessment Tasks, Methods & Frequency	Formal written assessment at the end of the topic. Home learning assessed through peer marking Informal speaking and listening assessment during class discussions and debates. Presentations and group work.
Equipment That Students Need	pens (blue / black, green and red ink), pencil, ruler, rubber, sharpener. Printed home learning booklets when required. Homework must be printed and submitted on the due date.

Parents / Carers can help their child by:	Check home learning diary/SMHW for project deadlines and support child meeting deadlines. Encouraging their child to speak with their class teacher if they need help in RE.
Useful Websites	<ul style="list-style-type: none"> www.bbc.co.uk/learning/subjects/religious_studies www.truetube.co.uk
Extra-curricular Activities	<ul style="list-style-type: none"> Home learning support – Monday 3.15 Week 1/ Monday Lunchtime week 2

Who Can I Contact?	Head of RE	Ms Choudhry
	Teachers of Y9 RE	Ms Choudhry Mr Edwards Ms Morgan

Woodbridge High School Curriculum Overview

Year 9 – Russian

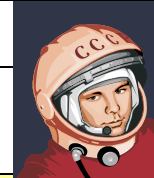


	Curriculum Content	Suggested Reading or Extension Activities
Half Term 1 (Sep – Oct)	<ul style="list-style-type: none"> Sports and hobbies - infinitives Verb conjugations – “to play”, “to talk” Past and future tenses Reasons and developed opinions Connectives and writing longer, more complex texts 	Using knowledge of grammar to understand complex GCSE type texts
Half Term 2 (Nov-Dec)	<ul style="list-style-type: none"> Revision of elements of CROATIAN, use of TL in lessons Time and ending changes Places to meet and making arrangements Holidays, countries, verbs of motion, transport, accommodation, past and future tenses 	Making invitations for display, speaking skills for presentations and dialogues
Half Term 3 (Jan-Feb)	<ul style="list-style-type: none"> Facilities in resorts and hotels, use of “one can” Holiday activities in past, present and future tenses Importance of cultural knowledge for GCSE – how Russians holiday and celebrate Christmas and New Year 	GCSE style writing task on the topic ‘holidays’
Half Term 4 (Feb-Mar)	<ul style="list-style-type: none"> Restaurant food and drink, opinions and reasons Problems in a restaurant, making a complaint Extending sentences, using 3 verb tenses Role plays 	GCSE style role plays
Half Term 5 (Apr-May)	<ul style="list-style-type: none"> Reflexive verbs – daily routines Physical and character descriptions, using correct adjectival endings, developing and varying vocabulary Professions and jobs – using the instrumental ending with verb “to work” and future tense 	Writing longer text about a family member or a celebrity
Half Term 6 (Jun-Jul)	<ul style="list-style-type: none"> Begin GCSE course Revision and development of holiday topic – accommodation, transport, weather and climate, countries with accusative and prepositional case ending 	Reading longer texts independently



Examples of Home Learning Tasks	Writing a short text for a topic studied Translating Reading Practices from the vocabulary booklet, answering letters in it Vocabulary learning Role plays
Assessment Tasks, Methods & Frequency	Half-termly assessments in reading, writing, listening, speaking Vocabulary tests
Equipment That Students Need	Pens, pencils, highlighters, ruler, exercise and vocabulary books



Parents / Carers can help their child by:	<ul style="list-style-type: none"> Encouragement and checking SMHW for home learning tasks Buying them a small Russian / English dictionary – The Oxford Beginner’s Dictionary for Russian is recommended
Useful Websites	www.quizlet.com (also available as an App) to assist in vocab learning
Extra-curricular Activities	<ul style="list-style-type: none"> School trip to Moscow in February 2018 Key Stage 3 Russian Home Learning Club at lunch-time



Who Can I Contact?	Head of Russian	Mrs Clark
	Teachers of Y9 Russian	Mr Baker Mrs Clark

Woodbridge High School Curriculum Overview

Year 9 – Spanish



	Curriculum Content	Suggested Reading or Extension Activities
Half Term 1 (Sep – Oct)	<ul style="list-style-type: none"> Talk about what you can do in specific holiday destinations Discuss Hispanic holidays destinations using the superlative Create a tourist brochure about a Hispanic city 	Read about Latin America and the different capital cities Use the preterite and the near future in the same sentence
Half Term 2 (Nov-Dec)	<ul style="list-style-type: none"> Talk about what you like and dislike using irregular verbs Describe your week Talk about cinema using the future tense Describe celebrities using three tenses together 	Use a range of subjects in 3 tenses Watch Argentinian movie – Valentino Discover Spanish artists (musicians / actors / painters)
Half Term 3 (Jan-Feb)	<ul style="list-style-type: none"> Discuss what you have to do at school and work Use the conditional to talk about what job you would like to do Use the near future to discuss your future plans Describe a typical day at work using 3 tenses 	How to skim read a text to find relevant information using key words Explore the differences between English and Spanish work day
Half Term 4 (Feb-Mar)	<ul style="list-style-type: none"> Talk about your diet using object pronouns Talk about an active life style Describe your daily routine and about getting fit Talk about body ailments 	Work in three tenses and different subjects Understanding Spanish idioms Give a presentation
Half Term 5 (Apr-May)	<ul style="list-style-type: none"> Talk about children's rights using the verb poder Talk about recycling using 'tengo que' Describe how your town has changed using the imperfect 	Discover about children's right in different Hispanic countries Understanding a Peruvian folk tale
Half Term 6 (Jun-Jul)	<ul style="list-style-type: none"> Discover Madrid – history of the capital How to buy souvenirs using comparatives Discuss what you will visit in Madrid using the simple future 	Read authentic texts about Madrid Use the imperfect & future simple in the same writing

Examples of Home Learning Tasks	Writing tasks, vocab learning , prepare a presentation , take notes for revision
Assessment Tasks, Methods & Frequency	Every half term, alternating between speaking, reading, listening and writing assessments in class
Equipment That Students Need	Pencil case, ruler, glue, exercise book, vocabulary booklet



Parents / Carers can help their child by:	<ul style="list-style-type: none"> Helping with vocabulary learning (use the vocabulary booklet) Help to check spelling with writing tasks
Useful Websites	<ul style="list-style-type: none"> www.linguascope.com www.languagesonline.org ; www.thisislanguange.com www.conjuguemos.com ; BBC Bitesize Spanish ; www.memrise.com
Extra-curricular Activities	<ul style="list-style-type: none"> Spanish club Termly reward activities on invitation

Who Can I Contact?	Head of Spanish	Ms Zmirou	
	Teachers of Y9 Spanish	Ms Nikolaeva Ms Raei	Ms Reyes Ms Zmirou