



WOODBIDGE HIGH SCHOOL

Curriculum Booklet for Parents Year 10 2014-15



CONTENTS

Introduction	2
English and English Literature (GCSE)	3
Mathematics (GCSE)	4
Science: Biology (GCSE)	5
Science: Chemistry (GCSE)	6
Science: Physics (GCSE)	7
Art, Craft & Design (GCSE)	8
Business Studies (GCSE)	9
Business Studies (BTEC)	10
Child Development (GCSE)	11
Computing (GCSE)	12
Design & Technology: Food Technology (GCSE)	13
Design & Technology: Graphics (GCSE)	14
Design & Technology: Product Design (GCSE)	15
Drama (GCSE)	16
French (GCSE)	17
Geography (GCSE)	18
German (GCSE)	19
Health and Social Care (Cambridge Nat)	20
History (GCSE)	21
ICT (GCSE)	22
ICT (Cambridge National Award)	23
Life Studies	24
Media Studies (GCSE)	25
Music (GCSE)	26
Performing Arts (BTEC)	27
Physical Education (Core)	28
Physical Education(GCSE)	29
Psychology (GCSE)	30
Religious Studies (Philosophy) (GCSE)	31
Russian(GCSE)	32
Sport (BTEC)	33

Dear Parent

This booklet provides you with details of the curriculum which your son / daughter will follow in year 10 at Woodbridge High School. It will allow you to help them plan their studies and revision, and gives you suggested examples of wider reading and extension activities to try at home. The equipment which your son / daughter will need is indicated, along with some ways in which parents can help students with their studies.

Please do not hesitate to contact me should you have any questions about the school's curriculum as a whole, and individual teachers or heads of department if your queries are subject specific. They can be contacted using the email addresses which are in the 'Contact Us' section of the school's website.


I hope that you will find this information useful.

Steven Hogan

Deputy Headteacher: Curriculum
shogan@woodbridge.redbridge.sch.uk

Woodbridge High School Curriculum Overview

Year 10 – English & English Literature (GCSE)




	Curriculum Content	Suggested Reading or Extension Activities
Half Term 1 (Jun – Jul)	Introduction to GCSE: Response to reading challenging non-fiction feature articles. <ul style="list-style-type: none"> • Writing a feature article. • Response to literary fiction. Writing a short story. • Speaking and listening functional task 	Reading articles from a quality newspaper or their online equivalent or from the BBC news website. Reading fiction stories.
Half Term 2 (Sep – Oct)	GCSE Literature Controlled Assessment task <ul style="list-style-type: none"> • Reading Shakespeare: <i>Romeo and Juliet</i>. • Writing an essay on a specific part of the play. • Controlled assessment 2 hours 	Shakespeare's world contextual study using the internet. BBC website GCSE Bitesize..
Half Term 3 (Nov-Dec)	Study of a selection of poetry from the anthology <ul style="list-style-type: none"> • Analyzing poetry for meaning. • Comparing the poems to the play. • Controlled assessment 2 hours 	Wider reading in the anthology of poems.
Half Term 4 (Jan-Feb)	GCSE Literature study of Steinbeck's <i>Of Mice and Men</i> – examination text. Study of themes, characters, language and setting.	Wider reading on the Great Depression of the 1930s - BBC website and other online resources.
Half Term 5 (Feb-Mar)	GCSE Language controlled assessment also based on the novel <i>Of Mice and Men</i>. <ul style="list-style-type: none"> • Writing an essay on a character from the novel • Controlled assessment 2 hours 	Continuing contextual research on the Great Depression.
Half Term 6 (Apr-May)	GCSE Literature study comparing contemporary poetry – examination texts. Followed by mock examination.	Wider reading of selected contemporary poems.

Examples of Home Learning Tasks	Essays, research project and wider reading.
Assessment Tasks, Methods & Frequency	Controlled assessments run regularly and mock exams as appropriate.
Equipment Which Students Need	Pupils will be provided with booklets and texts.

Parents / Carers can help their child by:	<ul style="list-style-type: none"> • Ensuring that pupils read regularly and widely, both fiction and non-fiction texts.
Useful Websites	<ul style="list-style-type: none"> • BBC Bitesize
Extra-curricular Activities	<ul style="list-style-type: none"> • Newspaper Club • Debating Club





Who Can I Contact?	Head of English	Mrs Amihere	
	Teachers of Y10 English	Mrs Amihere Ms Colman Ms Corbishley Mrs Dipple Ms Geary	

Woodbridge High School Curriculum Overview

Year 10 – Mathematics (GCSE)



	Curriculum Content	Suggested Reading or Extension Activities
Half Term 1 (Jun – Jul)	<ul style="list-style-type: none"> Median and quartiles, Integers and powers (HP) Percentages, Sequence (H) 3-D shape, Real-life graphs (FP) G3 2-D and 3-D shapes, Sequences (F) 	Problem solving activities. Mathswatchvle / MyMaths websites.
Half Term 2 (Sep – Oct)	<ul style="list-style-type: none"> Quadratic equations, Length, area and volume (HP) Transformations, Probability (H) Ratio and calculator methods, Fractions and decimals (FP) Transformations, Fractions and decimals (F) 	Mathematical games / puzzles. NRICH website.
Half Term 3 (Nov-Dec)	<ul style="list-style-type: none"> Probability, Proportionality and accurate calculation (HP) Decimal calculation, Equations (H) Sequences, Integers, powers and roots (FP) Formulae and real-life graphs, Powers, roots and primes (F) 	 
Half Term 4 (Jan-Feb)	<ul style="list-style-type: none"> Inequalities and simultaneous equations, Pythagoras and trigonometry (HP) Enlargements, factors and powers (H) Displaying and Interpreting data, equations 1 (FP) Displaying data, equations (F) 	
Half Term 5 (Feb-Mar)	<ul style="list-style-type: none"> Interpreting frequency graphs, formulae and quadratic equations (HP) Averages and frequency graphs, Formulae and simultaneous equations (H) More fractions and decimals, Formulae and inequalities (FP) Further transformations, Ratio and proportion (F) 	
Half Term 6 (Apr-May)	<ul style="list-style-type: none"> Sine and cosine rules, Sketching graphs (HP) Proportionality and accurate calculation, Pythagoras theorem and areas (H) Constructions and loci, Proportionality (FP) Further equations, Measuring and constructing (F) 	

Examples of Home Learning Tasks	Re-enforces what pupils have learnt in class, e.g. find missing sides using Pythagoras. Home learning is set once a week on MyMaths and completed by students online.
Assessment Tasks, Methods & Frequency	Examination style questions based on 2 Units covered every half term, 50 minutes long written test.
Equipment Which Students Need	Scientific Calculator, Ruler, Protractor, Pencils, Pens, Rubber, Compasses.



Parents / Carers can help their child by:	<ul style="list-style-type: none"> Encouraging students to complete Booster packs in MyMaths. Sending children fully equipped for mathematics lessons.
Useful Websites	www.mymaths.co.uk , www.nrich.maths.org , www.bbc.co.uk/bitesize
Extra-curricular Activities	<ul style="list-style-type: none"> To use the web site Manga High as children learn best where they have to make choices in order to solve a problem or puzzle and where they can explore and talk about their ideas to approach the problem. www.mathscareers.org.uk Attend maths club every day in W10.

Who Can I Contact?	Head of Maths	Mr Hinds	
	Teachers of Y10 Maths	Mr Bennett Mr Cook Mrs Evans Mr Hinds Miss Loi	Mr Nagra Mr O'Driscoll Mr Rahman Mr Shah Mr Tilk


Woodbridge High School Curriculum Overview

Year 10 – Science: Biology (GCSE)



	Curriculum Content	Suggested Reading or Extension Activities	
Half Term 1 (Jun – Jul)	<ul style="list-style-type: none"> • Transport in humans – structure and function of the heart • Components of the blood • Circulatory system • Immune system 		KS4 bitesize website to find extra information/resources/activities on topics. Self-assessments are also available to assess knowledge.
Half Term 2 (Sep – Oct)	<ul style="list-style-type: none"> • Transport systems in plants • Osmosis and transpiration • Human and plant reproductive system • Hormones and the menstrual cycle 		
Half Term 3 (Nov-Dec)	<ul style="list-style-type: none"> • Respiration and gas exchange in humans and plants • Structure and adaptations of the lungs • Homeostasis • Excretion and the kidneys 		Research online – respiration in fungi (anaerobic respiration/fermentation) and how this is different to aerobic respiration in humans.
Half Term 4 (Jan-Feb)	<ul style="list-style-type: none"> • Osmoregulation • Coordination and response • The nervous system • Structure and function of the eye 		
Half Term 5 (Feb-Mar)	<ul style="list-style-type: none"> • Hormones • Inheritance • Structure and function of DNA • Mitosis and Meiosis 		Create a family tree, to observe variation within the family.
Half Term 6 (Apr-May)	<ul style="list-style-type: none"> • Variation and evolution • Ecology and the environment • Ecosystems and sampling methods • Cycles of life (water, nitrogen and carbon) 		Newspaper articles on the adverse effects on the environment due to increased harmful human activity.

Examples of Home Learning Tasks	Research from Collins online learning, examples - Pupils to write a written explanation of the structural adaptations of the small intestine that allow for the efficient absorption of digested foods, prepare a mini presentation on lung ventilation, produce a summary poster of the life processes.
Assessment Tasks, Methods & Frequency	End of topic progress assessments, termly progress checks and in class peer assessment tasks. Practical write ups are also assessed at least once per term.
Equipment Which Students Need	Pen, pencil, ruler, rubber, scientific calculator.




Parents / Carers can help their child by:	<ul style="list-style-type: none"> • Ensuring they learn their keyword definitions • Encouraging them to use the online textbook for revision before assessments
Useful Websites	www.CollinsOnlineLearning.co.uk allows access to all 3 subject textbooks Student Username: 695pupil Student Password: kj62
Extra-curricular Activities	<ul style="list-style-type: none"> • Work alongside Science teachers and help out in Science club to gain better practical skills.

Who Can I Contact?	Head of Science	Ms Tew	
	Head of Biology	Ms Boparai	
	Teachers of Y10 Biology	Ms Boparai Ms Khan Ms Khudeza	Ms McIntosh Miss Plumb

Woodbridge High School Curriculum Overview

Year 10 – Science: Chemistry (GCSE)

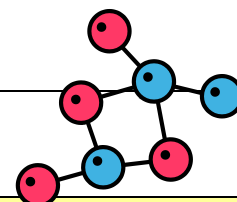


	Curriculum Content	Suggested Reading or Extension Activities
Half Term 1 (Jun – Jul)	<ul style="list-style-type: none"> Acids and alkalis Indicators Solubility rules Preparing soluble salts 	Online textbook pages: P 206-221
Half Term 2 (Sep – Oct)	<ul style="list-style-type: none"> Insoluble salts Equations Rates of reactions Factors that affect rates of reactions 	Online textbook pages: p 222,231 p 236-251
Half Term 3 (Nov-Dec)	<ul style="list-style-type: none"> Graph drawing Catalysts Chemistry of the Elements Hydrogen and Oxygen 	Online textbook pages: p 145-15 p 134-144
Half Term 4 (Jan-Feb)	<ul style="list-style-type: none"> Carbon and carbonates Group 1 metals Group 7 halogens Numerical Chemistry 	Online textbook pages: p 139-140 p 116-123 p 124-133
Half Term 5 (Feb-Mar)	<ul style="list-style-type: none"> Calculating M_r Empirical formulae Reacting masses Gas volumes 	Online textbook pages: p 41-42 p 55,65 p 61-67
Half Term 6 (Apr-May)	<ul style="list-style-type: none"> Percentage yield Revision Exam 	Online textbook pages: p 43-49



Examples of Home Learning Tasks	Research on topics, writing experimental methods, writing chemical equations, learning key words, revising and learning facts.
Assessment Tasks, Methods & Frequency	Tasks such as graph drawing and method writing as appropriate, mini tests and full tests on topics and previous work approximately termly and as required by the reporting calendar.
Equipment Which Students Need	Pen, pencil, ruler, eraser, calculator and supplied exercise book to be brought to every lesson.


Parents / Carers can help their child by:	<ul style="list-style-type: none"> Ensuring they learn their keyword definitions Encouraging them to use the online textbook for revision before assessments
Useful Websites	www.CollinsOnlineLearning.co.uk allows access to all 3 subject textbooks Student Username: 695pupil Student Password: kj62
Extra-curricular Activities	<ul style="list-style-type: none"> Use website : rsc.org/learnchemistry for extra information etc. Follow any science issues in the news







Who Can I Contact?	Head of Science	Ms Tew	
	Head of Chemistry	Mrs Pond	
	Teachers of Y10 Chemistry	Mr Alam Mr Esop Mrs Laurent	Mrs Pond Ms Tew

Woodbridge High School Curriculum Overview

Year 10 – Science: Physics (GCSE)




	Curriculum Content		Suggested Reading or Extension Activities
Half Term 1 (Jun – Jul)	<ul style="list-style-type: none"> Electricity 		Edexcel Certificate International GCSE Physics Revision Guide and workbook. Collins online textbook.
Half Term 2 (Sep – Oct)	<ul style="list-style-type: none"> Forces 2 		
Half Term 3 (Nov-Dec)	<ul style="list-style-type: none"> Waves 		
Half Term 4 (Jan-Feb)	<ul style="list-style-type: none"> Energy Transfers 		
Half Term 5 (Feb-Mar)	<ul style="list-style-type: none"> Radioactivity 		
Half Term 6 (Apr-May)	<ul style="list-style-type: none"> Radioactivity 		



Examples of Home Learning Tasks	Research, plotting data onto graphs, write a method to carry out an experiment, evaluate data from a graph, solve physics problems.
Assessment Tasks, Methods & Frequency	Recall key formulae, solve physics problems. In class every half term.
Equipment Which Students Need	Pens, pencil, ruler, scientific calculator.


Parents / Carers can help their child by:	<ul style="list-style-type: none"> Ensuring they learn their keyword definitions Encouraging them to use the online textbook for revision before assessments
Useful Websites	www.CollinsOnlineLearning.co.uk allows access to all 3 subject textbooks Student Username: 695pupil Student Password: kj62
Extra-curricular Activities	<ul style="list-style-type: none"> Watching scientific shows from the BBC Trips where appropriate Guest speakers



Who Can I Contact?	Head of Science	Ms Tew	
	Head of Physics	Mr Barry	
	Teachers of Y10 Physics	Mr Barry Mr Lennox	Mr Rumjaun Ms Verma

Woodbridge High School Curriculum Overview

Year 10 – Art, Craft & Design (GCSE)



		Curriculum Content	Extension Activities
Half Term 1 (Jun – Jul)	INTRODUCTION PROJECT: During the first project students will cover all four GCSE assessment criteria and learn the skills needed to successfully reach all objectives. They will be given the opportunity to explore a wide range of new media processes and techniques as well as improve upon skills taught at KS3. Students will cover aspects of Fine Art, design and 3D.	<ul style="list-style-type: none"> Observational drawing – refining skills in the formal elements. 	All students will have extension activities in their homework trackers at the back of their sketchbooks. Individual tasks set by teachers. Extra work can be completed at home or after school during GCSE club.
Half Term 2 (Sep – Oct)		<ul style="list-style-type: none"> Critical, analytical studies. Development – learning how to use observations, artists and other source material to create 3D ideas Exploration of relief, 3D materials, techniques and processes. 	
Half Term 3 (Nov-Dec)		<ul style="list-style-type: none"> Review, reflect and make informed choices. Realize ideas – produce a large scale 3D outcome in response to the project theme. 	
Half Term 4 (Jan-Feb)		<ul style="list-style-type: none"> Critical, analytical studies. Composition – Learn how to combine elements, zoom in and use repetition to produce aesthetically pleasing and balanced compositions. Sustain development – further explore composition using various techniques and media combinations. Produce a refined outcome – Use most successful ideas to create a final Fine Art/ Graphics piece of work. 	
Half Term 5 (Feb-Mar)		<ul style="list-style-type: none"> Observational drawing – scale, proportion, enlarging Colour theory – skin tones and complimentary mixing. 	
Half Term 6 (Apr-May)	PORTRAITS: Equip students with essential portraiture skills.	<ul style="list-style-type: none"> Critical, analytical studies. Painting techniques – broadening skills. 	

Examples of Home Learning Tasks	Students should expect weekly home learning tasks, for example: <ul style="list-style-type: none"> Complete a page of studies looking at facial features close up. Research the artist Lucien Freud and complete a critical study. Using your knowledge and understanding of the artist Iain Macarthur, develop your own work in his style. Using old magazines create a portrait collage.
Assessment Tasks, Methods & Frequency	Lessons – Questioning, individual feedback, peer and self-assessment, reflective and reviewing lessons. Sketch books – students will receive effort & progress marks for home learning with written feedback and suggested areas for improvement weekly. Student Tracker sheets – Students will receive marks against AQA assessment objectives with predicted grades four times throughout the year. Individual targets and written feedback will be provided.
Equipment Which Students Need	Essentials: A3 sketchbook, HB, 2B and 4B pencils, rubber, long 30 cm ruler, sharpener, glue stick, a black fine liner pen. Desired: Good quality blending colour pencils, a tin of water colours, a set of acrylic paints, a range of brushes and an A3 carry case/ portfolio.

Parents / Carers can help their child by:	<ul style="list-style-type: none"> Ensure students bring their equipment and sketchbook to every lesson. Encourage students to visit galleries, museums and places of interest. Ensure students meet deadlines.
Useful Websites	www.gettyimages.co.uk www.npg.org.uk www.tate.org.uk www.saatchigallery.com
Extra-curricular Activities	<ul style="list-style-type: none"> GCSE club runs twice a week after school with Miss Ward and Miss Shorvon. Trip to gallery or museum.

Who Can I Contact?	Head of Art	Miss Ward
	Teachers of Y10 Art	Miss Shorvon Miss Ward

Woodbridge High School Curriculum Overview

Year 10 – Business Studies (GCSE)



	Curriculum Content	Suggested Reading or Extension Activities
Half Term 1 (Jun – Jul)	<ul style="list-style-type: none"> Market segmentation Market research Data collection SWOT analysis 	OCR Textbook Pages 9-27
Half Term 2 (Sep – Oct)	<ul style="list-style-type: none"> Product, Price, Place, Promotion Business Ethics Enterprise and the Entrepreneur Business Planning 	OCR Textbook Pages 28-79 Pages 80-88 Pages 89-93
Half Term 3 (Nov-Dec)	<ul style="list-style-type: none"> Preparation for controlled assessment 	Students to read samples from previous years.
Half Term 4 (Jan-Feb)	<ul style="list-style-type: none"> Sectors of industry (primary, secondary and tertiary) Private and public sector businesses Stakeholders and business interests Incorporated and unincorporated businesses 	OCR Textbook (reading and activities) Pages 104-112
Half Term 5 (Feb-Mar)	<ul style="list-style-type: none"> Business Growth and location Types of business ownership and liability Advantages and disadvantages of types of ownership Franchises, multinationals and multinationals 	OCR Textbook (reading and activities) Pages 113-122
Half Term 6 (Apr-May)	<ul style="list-style-type: none"> Recruitment, selection and training. Methods and benefits of motivation in the workplace Employment and retention – Employment Law Organisation and communication in the workplace 	OCR Textbook (reading and activities) Pages 170-183 Pages 184-219 Pages 220-239

Examples of Home Learning Tasks	<ul style="list-style-type: none"> Research trademarks for Kellogs, Heinz and U Tube. Do you think the trademarks represent a product or a brand? What year did the trademark come into effect? How does a trademark protect the product or brand from the business's competitors?
Assessment Tasks, Methods & Frequency	<ul style="list-style-type: none"> Progress test every 3 weeks with feedback and target for improvement. Assessed home learning every 2 weeks with feedback and target for improvement.
Equipment Which Students Need	Exercise books, different coloured biro pens, pencil, ruler, rubber, calculator, homework planner, access to OCR GCSE textbook.

Parents / Carers can help their child by:	<ul style="list-style-type: none"> Ensuring H/L is completed on time and to best of student's ability. Being aware of current targets student has and to facilitate achievement.
Useful Websites	<ul style="list-style-type: none"> http://www.bbc.co.uk/schools/gcsebitesize/
Extra-curricular Activities	<ul style="list-style-type: none"> Business Trips



Who Can I Contact?	Head of Business Studies	Mr Rahman
	Teachers of Y10 Business Studies	Ms Aftab Mr Hussain
		Mr Rahman

Woodbridge High School Curriculum Overview

Year 10 – Business Studies (BTEC)



	Curriculum Content	Suggested Reading or Extension Activities
Half Term 1 (Jun – Jul)	Finance for Business This is a unit that builds on finance knowledge. Learning aims: <ul style="list-style-type: none"> Understand the costs involved in business and how businesses make a profit Understand how businesses plan for success 	<i>BTEC Level 2 First Business Student Book</i> (Pearson, 2009) www.bized.co.uk
Half Term 2 (Sep – Oct)		
Half Term 3 (Nov-Dec)	Unit 3 Finance Exam Revision and Exam Learning aims: <ul style="list-style-type: none"> Understand how businesses measure success and identify areas for improvement. 	<i>BTEC Level 2 First Business Student Book</i> (Pearson, 2009) www.bized.co.uk
Half Term 4 (Jan-Feb)	Customer Service Learners will be able to build on their knowledge of customer service. Learning aims: <ul style="list-style-type: none"> Understand how businesses provide customer service Demonstrate appropriate customer service skills in different situations. 	<i>BTEC Level 2 First Business Student Book</i> (Pearson, 2009) www.bized.co.uk
Half Term 5 (Feb-Mar)	Sales and Personal Selling Did you know that personal selling has many advantages over other methods? Learning aims: <ul style="list-style-type: none"> Explore the role of sales staff Demonstrates personal selling skills and processes. 	<i>BTEC Level 2 First Business Student Book</i> (Pearson, 2009) www.bized.co.uk
Half Term 6 (Apr-May)		

Examples of Home Learning Tasks	Find a current business news article to present discuss with the class
Assessment Tasks, Methods & Frequency	Assignments (every 2 weeks)
Equipment Which Students Need	Book Pen Calculator
Parents / Carers can help their child by:	Ensuring that all home learning is completed
Useful Websites	<ul style="list-style-type: none"> GCSE Bitesize
Extra-curricular Activities	<ul style="list-style-type: none"> Wider reading – Reading the business section on BBC news or other newspapers/online




Who Can I Contact?	Head of Business Studies	Mr Rahman
	Teachers of Y10 Business Studies	Miss Aftab Miss Iyengar

Woodbridge High School Curriculum Overview

Year 10 – Child Development (GCSE)



	Curriculum Content	Coursework
Half Term 1 (Jun – Jul)	Unit 4: Development of the Child <ul style="list-style-type: none"> • What is growth? • What is development? • Centile Charts • Overview of PIES Development 	Find a child age 4 and under for your Child Study. Get permission from parent to study their child and conduct an introductory assessment of their current level of development.
Half Term 2 (Sep – Oct)	<ul style="list-style-type: none"> • Developmental Milestones for Physical, Intellectual, Emotional and Social Development of Children ages 0-5 • Stages of Play 	Pick a focus area for your child study and carry out primary and secondary research on this topic. Arrange and carry out Visit 1 of your Child Study. You will type up the formal write-up for this in lesson time.
Half Term 3 (Nov-Dec)	<ul style="list-style-type: none"> • Behaviour • Toys for Development • Books • Technology and Play 	Arrange and carry out Visit 2 of your Child Study. You will type up the formal write-up for this in lesson time.
Half Term 4 (Jan-Feb)	Unit 3: Diet, Health and Care of the Child <ul style="list-style-type: none"> • Nutrition and Healthy Eating • Breastfeeding vs. Bottle feeding • Weaning • Food-Related Problems 	Arrange and carry out Visit 3 of your Child Study. You will type up the formal write-up for this in lesson time.
Half Term 5 (Feb-Mar)	<ul style="list-style-type: none"> • Hygiene • Clothing and Footwear • Infectious Diseases and Immunisations • Care of the Sick Child 	Arrange and carry out Visit 4 of your Child Study. You will type up the formal write-up for this in lesson time.
Half Term 6 (Apr-May)	Unit 5: Support for Parent and the Child <ul style="list-style-type: none"> • Special children and their families • Special educational needs • Support for Families • Childcare Provision 	Complete the final evaluation of your Child Study.



Examples of Home Learning Tasks	<ul style="list-style-type: none"> • Child Study Visits: Planning and Observations • Exam style question and answer
Assessment Tasks, Methods & Frequency	<ul style="list-style-type: none"> • Coursework completed consistently throughout the year. • End of unit mock exam • Marking of H/L questions
Equipment Which Students Need	Students must have access to a child aged 4 and under in order to complete their child study. Stationary Equipment: pens, pencils, ruler


Parents / Carers can help their child by:	<ul style="list-style-type: none"> • Ensuring Visits with Study Child are carried out at necessary intervals. • Encouraging completion of home learning questions to ensure preparation for exam
Useful Websites	<ul style="list-style-type: none"> • www.nhs.uk/Tools/Pagesébirthtofive.aspx/close • www.ask-nanny.com/child-development.html • www.kidshealth.org
Extra-curricular Activities	<ul style="list-style-type: none"> • Revision Session • Lunch time and afterschool help session • Trips: Westfield for Primary Research

Who Can I Contact?	Head of Health and Social Care	Ms Kersten
	Teachers of Y10 Child Development	Ms Griffiths Ms Kersten

Woodbridge High School Curriculum Overview

Year 10 – Computing (GCSE)



	Curriculum Content	Suggested Reading or Extension Activities
Half Term 1 (Jun – Jul)	Preparation for Controlled Assessment <ul style="list-style-type: none"> Developing Programming Skills Mobile App Development with App Inventor 	Design & develop your own mobile app using MIT appinventor
Half Term 2 (Sep – Oct)	Controlled Assessment – A452 Practical Investigation Mobile App Development <ul style="list-style-type: none"> Investigating mobile app capabilities Gathering multimedia assets Prototype app development 	
Half Term 3 (Nov-Dec)	Controlled Assessment – A452 Practical Investigation Mobile App Development <ul style="list-style-type: none"> Planning & Design Software Development Testing Evaluating app design & implementation 	Book of Programming challenges – see how many you can code Projecteuler.net
Half Term 4 (Jan-Feb)	Preparation for Controlled Assessment <ul style="list-style-type: none"> Developing Python Programming Skills Object-oriented procedural programming 	Create games using Scratch. See Shared Area for CodeClub activities
Half Term 5 (Feb-Mar)	Controlled Assessment – A453 Programming Project Python Programming <ul style="list-style-type: none"> Planning & Software Design Software Development Testing Evaluating software performance 	Look out for signs of computer programs not being properly tested – Google “public blue screen of death” to get started
Half Term 6 (Apr-May)	Controlled Assessment – A453 Programming Project Python Programming <ul style="list-style-type: none"> Software Development Refining & Testing Evaluating software performance 	

Examples of Home Learning Tasks	Practice programming skills to prepare for Controlled Assessment task Research how apps are developed by software companies Design the interface for an app to entertain people aged 17-23
Assessment Tasks, Methods & Frequency	Feedback to pupils during preparation & skills prior to Controlled Assessment task for each unit. Written feedback 3-4 weeks. Controlled Assessment – to be completed in lesson time: pupils to complete set exam board scenario.
Equipment Which Students Need	Pen, pencil, ruler eraser

Parents / Carers can help their child by:	<ul style="list-style-type: none"> Stick Coursework deadlines schedule to the fridge & discuss with pupils as deadlines approach Email contactict@woodbridge.redbridge.sch.uk if you have questions/queries
Useful Websites	<ul style="list-style-type: none"> http://scratch.mit.edu/ http://www.codeacademy.com/#!/exercises/0 http://appinventor.mit.edu/
Extra-curricular Activities	<ul style="list-style-type: none"> Code Club at Churchfields –volunteer to help teach KS2 pupils to code Watch BBC Click (available online on BBC iPlayer) each week

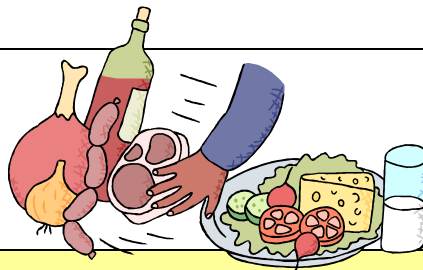
Who Can I Contact?	Head of ICT & Computing	Mr Martin
	Teachers of Y10 ICT & Computing	Mr Martin Miss Mistry

Woodbridge High School Curriculum Overview

Year 10 – Design & Technology: Food Technology (GCSE)



	Curriculum Content	Suggested Reading or Extension Activities
Half Term 1 (Jun – Jul)	Introduction to GCSE: <ul style="list-style-type: none"> • Structure of the course • Controlled assessment requirements. 	Reading articles from a quality newspaper or their online equivalent or from the BBC news website.
Half Term 2 (Sep – Oct)	Pupils work to the AQA Food Technology specification. During year 10, pupils build up practical skills and work on a mini Design and Make project connected with Party Pastry foods. They also develop basic practical skills of bread making, cake-making, sauce making as well as pastry making.	BBC website GCSE Bitesize.
Half Term 3 (Nov – Dec)		
Half Term 4 (Jan – Feb)	Pupils also cover topics needed for the exam paper: nutrition, healthy eating, special dietary needs, packaging and labeling of food products, functions of commonly used food ingredients, sensory testing of food, food hygiene and food safety as well as investigating the importance of quality control checks in large-scale food production.	Wider reading of food manufacturing processes.
Half Term 5 (Mar – Apr)		
Half Term 6 (Apr – May)	Mock examination.	Review of past examination papers. BBC website and other online resources. Continuing contextual research on pasteurization and chilled food products.



Examples of Home Learning Tasks	Essays, research project and wider reading around a themed topic.
Assessment Tasks, Methods & Frequency	Controlled assessments run regularly and mock exams as appropriate.
Equipment Which Students Need	Pupils will be provided with booklets and texts.

Parents / Carers can help their child by:	<ul style="list-style-type: none"> • Ensuring that pupils read regularly and widely text around advancements in food processes and manufacture.
Useful Websites	<ul style="list-style-type: none"> • BBC Bitesize
Extra-curricular Activities	<ul style="list-style-type: none"> • Cooking Club • Lunchtime study support Club




Who Can I Contact?	Head of Design & Technology	Mr Wilson
	Teachers of Y10 Food Technology	Mrs Addae

Woodbridge High School Curriculum Overview


Year 10 – Design & Technology: Graphics (GCSE)



	Curriculum Content	Suggested Reading or Extension Activities
Half Term 1 (Jun – Jul)	Introduction to GCSE: <ul style="list-style-type: none"> • Structure of the course • Controlled assessment requirements. 	Reading articles from a quality newspaper or their online equivalent or from the BBC news website.
Half Term 2 (Sep – Oct)	Pupils work to the Design and Technology: Graphics specification.	BBC website: GCSE Bitesize
Half Term 3 (Nov – Dec)	Unit A531 – Introduction to Design & Making. Within this unit students will develop a Design Brief, Specification, Design Ideas, and final solution. Throughout this process, students will have to gather and document information about existing products and components in order to understand the current products and marketplace.	
Half Term 4 (Jan – Feb)	During the second phase of year 10, pupils build up their practical skills and work on Focused Practical Tasks (FPTs) – i.e. mini Design and Make projects connected with points of display. They also develop basic practical skills of development nets, printing and using Photoshop, as well as using CAD/CAM.	<ul style="list-style-type: none"> • Wider reading of card manufacturing processes. • Production of Questionnaires. • Conducting surveys. • Analyzing data. • Review of past examination papers. • BBC website and other online resources. • Continued research on the Lamination of Card. • Printing processes.
Half Term 5 (Mar- Apr)		
Half Term 6 (Apr – May)	This is all in preparation for their Mock Examination at the end of year 10.	

Examples of Home Learning Tasks	Essays, research project and wider reading around a themed topic.
Assessment Tasks, Methods & Frequency	Controlled assessments run regularly and mock exams as appropriate.
Equipment Which Students Need	Pupils will be provided with booklets and texts.

Parents / Carers can help their child by:	<ul style="list-style-type: none"> • Ensuring that pupils read regularly and widely text around advancements in smart materials and graphic manufacturing.
Useful Websites	<ul style="list-style-type: none"> • BBC Bitesize
Extra-curricular Activities	<ul style="list-style-type: none"> • Graphics Club • Lunchtime study support Club



Who Can I Contact?	Head of Design & Technology	Mr Wilson
	Teachers of Y10 Graphics	Miss Gentry Ms Gleeson

Woodbridge High School Curriculum Overview

Year 10 – Design & Technology: Product Design (GCSE)



	Curriculum Content	Suggested Reading or Extension Activities
Half Term 1 (Jun – Jul)	Introduction to GCSE: <ul style="list-style-type: none"> Structure of the course Controlled assessment requirements 	Reading articles from a quality newspaper or their online equivalent or from the BBC news website. BBC website GCSE Bitesize. Wider reading around:- <ul style="list-style-type: none"> Materials Characteristics Manufacturing processes
Half Term 2 (Sep – Oct)	GCSE Product Design (year 10 course) The course consists of 4 components: <ul style="list-style-type: none"> Developing and Applying Design Skills Designing and Making Innovation Challenge Making, Testing and Marketing Products Designing Influences (written examination component) 	
Half Term 3 (Nov -Dec)		
Half Term 4 (Jan-Feb)	Students can begin the course in year 9 or 10. Those who began in year 9 will continue working on developing their design skills.	
Half Term 5 (Feb-Mar)	In year 10, students are involved in: <ul style="list-style-type: none"> Focused practical work 	
Half Term 6 (Apr-May)	<ul style="list-style-type: none"> Developing and applying their design skills Making, testing and marketing products 	



Examples of Home Learning Tasks	Research project, investigations into materials characteristics, surveys and wider reading.
Assessment Tasks, Methods & Frequency	Controlled assessments run regularly and mock exams as appropriate.
Equipment Which Students Need	Pupils will be provided with booklets and texts.


Parents / Carers can help their child by:	<ul style="list-style-type: none"> Ensuring that pupils read regularly and widely, design publications and newspaper supplements Food ingredients for practical lessons. Fully equipped pencil case Access to a computer/internet
Useful Websites	<ul style="list-style-type: none"> BBC Bitesize
Extra-curricular Activities	<ul style="list-style-type: none"> Study support sessions at lunchtime & afterschool. Encouraging students to read Design supplements in newspapers. Visit museums – <ul style="list-style-type: none"> Design Museum Science Museum The British Museum Museum of Brands, Packaging & Advertising Victoria & Albert Museum



Who Can I Contact?	Head of Design & Technology	Mr Wilson
	Teachers of Y10 Product Design	Ms Dennis Mr McGowan Mr O'Brien Mr Wilson

Woodbridge High School Curriculum Overview

Year 10 – Drama (GCSE)



	Curriculum Content	Suggested Reading or Extension Activities
Half Term 1 (Jun – Jul)	<p><u>Introduction to the course</u></p> <ul style="list-style-type: none"> Develop needed skills Reflect on the ability and how to develop the skills Collaborate to create responses 	<p>Experiencing drama is the best way to develop and extend ideas.</p> <p>Visiting the theatre is a great extension to the in class experience.</p> <p>There are many performances both locally and beyond that capture and show new ideas and ways to tell stories. One of the easiest to access is Redbridge Drama Centre.</p> <p>Alongside visiting is to take part in extra-curricular drama both in school and outside. We run lunchtime and after-school clubs.</p> <p>We offer opportunities to perform in school and hope to continue this. This includes the annual school production.</p>
Half Term 2 (Sep – Oct)	<p><u>Introduction to key practitioners and genres of theatre</u></p> <ul style="list-style-type: none"> Develop knowledge Apply techniques to interpret the stimuli or script Create effective performance using the given techniques 	
Half Term 3 (Nov-Dec)	<p><u>Practitioners</u>: STANISLAVKY, BRECHT, ARTAUD, BERKOFF</p>	
Half Term 4 (Jan-Feb)	<p><u>Mock unit 1</u></p> <ul style="list-style-type: none"> Explore the given stimuli Apply the chosen practitioner Create a performance base on this Write a report on the ideas, process and performance 	
Half Term 5 (Feb-Mar)	<p><u>Preparation for unit 1</u></p> <ul style="list-style-type: none"> Recall key techniques Develop needed skills Record the process of development and ideas 	
Half Term 6 (Apr-May)	<p><u>Unit 1</u></p> <ul style="list-style-type: none"> Explore the given stimuli Apply the chosen practitioner Create a performance base on this Write a report on the ideas, process and performance. 	


Examples of Home Learning Tasks	<p>Research and develop knowledge of the skills, characters roles</p> <p>Reading plays</p> <p>Theatre trips</p> <p>Learning lines, planning performances</p> <p>Rehearsal and development of performance</p>	
Assessment Tasks, Methods & Frequency	<p>All Schemes of Learning have an end performance that is assessed.</p> <p>Within class we reflect on what has been created and discuss how skills and techniques could be further developed.</p>	
Equipment Which Students Need	<p>Asked to bring in props to enhance a performance</p>	

Parents / Carers can help their child by:	<ul style="list-style-type: none"> Visit the theatre or watching these on television Help with the learning of lines and present the monologues and scenes to you Identify potential props that could be used in a performance 				
Useful Websites	<ul style="list-style-type: none"> www.bbc.co.uk/schools/gcsebitesize/drama/drama_wjec www.vam.ac.uk/page/t/theatre-and-performance/ www.nationaltheatre.org.uk/discover-more www.redbridgedramacentre.co.uk/ 				
Extra-curricular Activities	<ul style="list-style-type: none"> Lunchtime and After-school Clubs Whole school production Theatre trips 				
Who Can I Contact?	<table border="1"> <tr> <td>Head of Drama</td> <td>Ms Cranwell</td> </tr> <tr> <td>Teachers of Y10 Drama</td> <td>Ms Cox</td> </tr> </table>		Head of Drama	Ms Cranwell	Teachers of Y10 Drama
Head of Drama	Ms Cranwell				
Teachers of Y10 Drama	Ms Cox				



Who Can I Contact?	Ms Stevenson
--------------------	--------------

Woodbridge High School Curriculum Overview

Year 10 – French (GCSE)



	Curriculum Content	Suggested Reading or Extension Activities
Half Term 1 (Jun – Jul)	<ul style="list-style-type: none"> Basic introductions Describing friends and family Describing the relationships in your family Discussing sports and hobbies in 3 tenses 	Read and add comments to the article about being a teenager: http://fr.maryglasgowplus.com/students/features/24609
Half Term 2 (Sep – Oct)	<ul style="list-style-type: none"> Explaining the plots of films and books Giving opinions on films, books and tv Discussing technology and social media Describing a sporting event. 	Research and watch a famous French film. Research a French sportsman or team.
Half Term 3 (Nov-Dec)	<ul style="list-style-type: none"> Describing where you live Understanding directions in a town Describing problems in the area and how things changed. Giving opinions on where you would prefer to live 	Research an area or town in France. http://www.linternaute.com/ville/index/villes
Half Term 4 (Jan-Feb)	<ul style="list-style-type: none"> Describing shopping habits and preferences Discussing fashion Asking for things in shops, banks and post office Describing special occasions using 4 different tenses 	Read and give your opinion on 'les hauleuses' – then look at some examples on Youtube. http://fr.maryglasgowplus.com/students/features/28171
Half Term 5 (Feb-Mar)	<ul style="list-style-type: none"> Describe and give opinions on your school and ideal school Describe daily routine Explain the differences between primary and secondary Discuss future plans 	Find a website of a French college and compare with school in the UK.
Half Term 6 (Apr-May)	<ul style="list-style-type: none"> Key grammar and vocabulary revision ready for Y11. Preparation of topic related questions for speaking exam. 	Use https://conjuguemos.com/ to learn and practice key verbs in the 5 different tenses covered.

Examples of Home Learning Tasks	Learning key vocabulary and verbs Writing articles/letters/emails/blogs Preparing presentations on key topics	
Assessment Tasks, Methods & Frequency	Half-termly assessments in two of the following skills: reading, writing, speaking, listening Frequent mini verb and vocabulary tests End of year exam on all skills	
Equipment Which Students Need	French dictionary and verb tables Access to the internet Pens, rulers, glue, highlighters	

Parents / Carers can help their child by:	<ul style="list-style-type: none"> Quizzing their child on key vocabulary learnt Ensuring students go back and check the accuracy of their work Encouraging children to watch films in French and listen to French radio 	
Useful Websites	<ul style="list-style-type: none"> www.zut.org.uk – practice in all skills on the different topics www.languagesonline.org.uk – grammar explanations and practice www.wordreference.com – online dictionary www.vocabexpress.com – online revision and practice of key vocabulary 	
Extra-curricular Activities	<ul style="list-style-type: none"> Etoiles Club for those students aiming for the top grades Half-termly enrichment activities for good levels of effort and attainment. 	

Who Can I Contact?	Head of French	Ms Gape	
	Teachers of Y10 French	Miss Année Ms Gape Miss Jacob	Miss Moroz Mr Samuels Miss Zmirou

Woodbridge High School Curriculum Overview

Year 10 – Geography (GCSE)



	Curriculum Content	Suggested Reading or Extension Activities
Half Term 1 (Jun – Jul)	Introduction to Geography and Skills Geography Foundations SCEEPS/SPICES ST Cartographic Skills Data Presentations Skills	<i>More Less First Finest</i> Revision Guides Quality News Articles
Half Term 2 (Sep – Oct)	Population- (<i>Questions for Investigation</i>) 1. How and why are there variations between the population structures of countries? 2. What are the causes and consequences of natural population change over time?	
Half Term 3 (Nov-Dec)	Settlement- (<i>Questions for Investigation</i>) 1. How is the pattern of land use within cities changing? 2. Why does migration occur and what are its effects? 3. What affects the provision of goods and retail services in rural and urban settlements?	
Half Term 4 (Jan-Feb)	Natural Hazards - (<i>Questions for Investigation</i>) 1. What is the global distribution of different types of natural hazards? 2. What natural processes cause different types of natural hazards?	
Half Term 5 (Feb-Mar)	Natural Hazards - (<i>Questions for Investigation</i>) 3. How do natural hazards affect people and places in parts of the world with different levels of development? 4. How can human activities affect the impact of natural hazards? 5. How can people are places be protected from the impact of natural hazards?	
Half Term 6 (Apr-May)	Revision and End of Year Exam Preparation for Exam (Topics Pop'n/Set/Nat Hazards)	

Examples of Home Learning Tasks	<ul style="list-style-type: none"> • Home Learning Questions/Tasks will be emailed to students/parents • Continual Revision (As each topic progresses) • Students will complete unfinished classwork for Home Learning
Assessment Tasks, Methods & Frequency	<ul style="list-style-type: none"> • 28 Mark Past Exam Paper for each Topic • An Sustainable Decision Making Activity will be completed for each topic
Equipment Which Students Need	<ul style="list-style-type: none"> • Full Pencil Case (Including Green Pens and Calculators) • OCR 'B' revision guide and workbook

Parents / Carers can help their child by:	<ul style="list-style-type: none"> • Fully equipping students and checking their pencil case • Asking students to teach parents what they've learnt in/out of class • Check students have completed Home Learning • Get students to regularly read/watch the news • Support students in being resilient and lifelong learners
Useful Websites	<ul style="list-style-type: none"> • BBC Bitesize Geography http://www.bbc.co.uk/schools/gcsebitesize/geography/ • Twitter- @WHSGeography https://twitter.com/WHSGeography • Geography All The Way http://www.geographyalltheway.com/ • GeographyPods http://www.geographypods.com/ • DreamTeach Activ http://www.dreamteachactiv.co.uk/ • Get Revising http://getrevising.co.uk/
Extra-curricular Activities	<ul style="list-style-type: none"> • GeogDrop/GeoCaching

Who Can I Contact?	Head of Geography	Mr Steacy-Buck
	Teachers of Y10 Geography	Miss Kong Miss Sheehan
		Mr Steacy-Buck

Woodbridge High School Curriculum Overview

Year 10 – German (GCSE)



	Curriculum Content	Suggested Reading or Extension Activities
Half Term 1 (Jun – Jul)	<ul style="list-style-type: none"> Students extend vocabulary on topic area ‘travel and tourism’ Switching between different tenses Modal verbs in the past tense Practice of Edexcel Certificate Reading and Listening skills 	Reading activities on Goethe Institute link http://aufdeutsch.co.uk
Half Term 2 (Sep – Oct)	<ul style="list-style-type: none"> Students extend vocabulary on topic area ‘leisure’ Reinforcement of future and conditional tenses Choosing the right word to express ‘when’- <i>wenn,als,wann</i> Understanding target language instructions in exam papers 	Reading activities on Goethe Institute link http://aufdeutsch.co.uk
Half Term 3 (Nov-Dec)	<ul style="list-style-type: none"> Students extend vocabulary on ailments and health issues Agreeing/disagreeing with an opinion Developing confidence in using the conditional mood Spotting key small words in listening and reading questions 	
Half Term 4 (Jan-Feb)	<ul style="list-style-type: none"> Students extend vocabulary on topic area ‘environment and global issues’ Infinitive clauses with ‘um..zu’ – in order to Developing reading strategies to cope with more complex texts Listening Practice 	
Half Term 5 (Feb-Mar)	<ul style="list-style-type: none"> Students extend vocabulary on topic area ‘media’ Using possessive adjectives with correct endings Improving word order in subordinate clauses Personal pronouns in the dative case 	Reading activities on Goethe Institute link http://aufdeutsch.co.uk
Half Term 6 (Apr-May)	<ul style="list-style-type: none"> Discussing films and writing a film review Film ‘Goodbye Lenin’ Recognising and using impersonal verbs (<i>es gefällt mir</i> – I like it; <i>es geht um</i> – it is about) Using higher level vocabulary to express opinions 	Research about life in the former GDR

Examples of Home Learning Tasks	50 word and 150 writing tasks on topic areas studied, e.g ‘A disastrous holiday’; film review based on the film ‘Goodbye Lenin’ Vocabulary Learning
Assessment Tasks, Methods & Frequency	Students will be assessed at regular intervals during lessons e.g vocabulary tests and also at the end of every unit studied. Assessment tasks will comprise of exam style activities i.e past Reading and Listening Papers and 50 and 150 word writing tasks. They will also have 3-4 minute long speaking assessments.
Equipment Which Students Need	German exercise book, Edexcel Certificate German vocabulary booklet

Parents / Carers can help their child by:	<ul style="list-style-type: none"> Vocabulary testing Ensuring that all home learning is completed and checked for accuracy
Useful Websites	<ul style="list-style-type: none"> http://www.vocabexpress.com http://aufdeutsch.co.uk http://www.languagesonline.org.uk
Extra-curricular Activities	<ul style="list-style-type: none"> Film club Grammar booster class Residential trip to Berlin in June





Who Can I Contact?	Head of German	Mrs Turner	
	Teachers of Y10 German	Mrs Turner	Mr Samuels

Woodbridge High School Curriculum Overview

Year 10 – Health and Social Care (Cambridge National)



	Curriculum Content	Suggested Reading or Extension Activities
Half Term 1 (Jun – Jul)	Understanding Life Stages <ul style="list-style-type: none"> • Birth Defects, Medical Conditions • Effects on Health and Well Being • Support Plans 	 www.nhs.uk Read about the different types of medical conditions and how they affect our development.
Half Term 2 (Sep – Oct)	First Aid <ul style="list-style-type: none"> • Assessing the scene of an accident • Calling for Help • DRABC- Assessing for consciousness 	http://www.sja.org.uk/sja/first-aid-advice.aspx Read about the different first aid situations and how to treat casualties.
Half Term 3 (Nov-Dec)	First Aid <ul style="list-style-type: none"> • CPR/Recovery Position • Bleeding • Burns • Shock 	
Half Term 4 (Jan-Feb)	Anatomy and Physiology <ul style="list-style-type: none"> • The cardiovascular system • The respiratory system • The digestive system 	 Explore the link below for the GCSE Bitesize on applied anatomy. Consider the role of each system in the body and what happens when it doesn't work properly.
Half Term 5 (Feb-Mar)	Anatomy and Physiology <ul style="list-style-type: none"> • System Dysfunctions • Measuring BMI and effect of exercise on heart rate and peak flow 	
Half Term 6 (Apr-May)	Coursework Preparation and Corrections for Moderation	

Home Learning Tasks, Assessment Tasks, Methods & Frequency	Students will be given assignment briefs outlining specific assessment tasks to be completed for each Learning Objective. On average these assignments will take 1-2 weeks to complete. Students will be given time to complete these tasks in class but additional time will be required and therefore these assignments must be completed as home learning.
Equipment Which Students Need	Stationery equipment: pens, pencils, ruler





Parents / Carers can help their child by:	<ul style="list-style-type: none"> • Encouraging completion of coursework by deadlines • Encouraging to attend help sessions if they lack understanding of course content
Useful Websites	<ul style="list-style-type: none"> • www.nhs.uk • www.bbc.co.uk/health/ • http://www.bbc.co.uk/schools/gcsebitesize/pe/appliedanatomy/
Extra-curricular Activities	<ul style="list-style-type: none"> • Additional help sessions at lunch time and afterschool • School trips to reinforce application of course content (i.e. care homes, nurseries) •

Who Can I Contact?	Head of Health and Social Care	Ms Kersten
	Teachers of Y10 Health and Social Care	Ms Kersten

Woodbridge High School Curriculum Overview

Year 10 – History (GCSE)



	Curriculum Content	Suggested Reading or Extension Activities
Half Term 1 (Jun – Jul)	Key Topic 1: The Weimar Republic 1918-29 <ul style="list-style-type: none"> The origins & early problems of the Weimar republic 1918-23 The economic problems of the Republic and the recovery under Stresemann 1924-29 The return of Germany to the international community 	DVD – Hitler the Rise of Evil Documentary, 'Nazis – a warning from History'
Half Term 2 (Sep – Oct)	Key Topic 2: Hitler & the Rise of the Nazi Party 1919-33 <ul style="list-style-type: none"> The founding & early growth of the Nazi Party 1919-23 The lean Years 1923-29& The impact of the Great Depression 1929-33 Key Topic 3: The Nazi Dictatorship 1933-39 <ul style="list-style-type: none"> The removal of opposition 1933-34 The police state 	
Half Term 3 (Nov-Dec)	<ul style="list-style-type: none"> Controlling and influencing attitudes Key Topic 4: Nazi Domestic Policies 1933-39 <ul style="list-style-type: none"> Nazi Policies towards women & the young Employment & the standard of living The persecution of minorities 	DVD – Swing Kids Nazi Germany by Ian Kershaw The Wave by M Rhue
Half Term 4 (Jan-Feb)	Key Topic 1: How did the Cold War in Europe develop? 1943-56 <ul style="list-style-type: none"> The widening gulf between the Allies and the development of the 'Iron Curtain' The development of the Cold War, 1947-55 Hungary: the tightening of control 	
Half Term 5 (Feb-Mar)	Key Topic 2: Three Cold War Crises: Berlin, Cuba & Czechoslovakia 1957-69 <ul style="list-style-type: none"> The Berlin Crisis: a divided city Cuba: the world on the brink of war Czechoslovakia: the 'Prague Spring,' 	
Half Term 6 (Apr-May)	Key Topic 3: Why did the Cold War End? From détente 1972 to the collapse of the Soviet Union 1991 <ul style="list-style-type: none"> Détente & its collapse Ronald Reagan & the 'Second Cold War' Gorbachev & the end of the Cold War 	

Examples of Home Learning Tasks	Students will frequently be set exam questions to complete independently for their Home Learning.
Assessment Tasks, Methods & Frequency	Students complete a mock exam at the end of each Unit of study. They will complete the first one on Germany in November and the second on the Cold War in April.
Equipment Which Students Need	Pen, pencil ruler, rubber, glue, scissors & at least 4 different highlighter pens &/or coloring pencils.

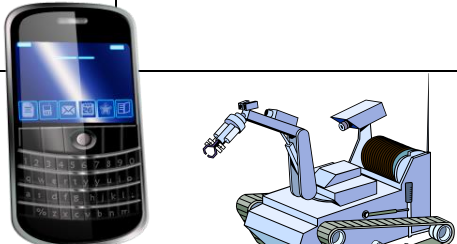
Parents / Carers can help their child by:	<ul style="list-style-type: none"> Asking their child what they covered in their History lesson that day Encourage wider reading as well as the viewing of related documentaries Support their revision in the period leading up to their mock exams by testing them
Useful Websites	http://educationforum.co.uk/GCSEHistory.htm http://getrevising.co.uk/resources/levels/gcse/subjects/history http://www.bbc.co.uk/schools/gcsebitesize/history/ http://www.spartacus.schoolnet.co.uk/ http://johndclare.net/
Extra-curricular Activities	<ul style="list-style-type: none"> History Club every Wednesday lunchtime in W15 Residential trip to Berlin in February

Who Can I Contact?	Head of History	Mrs Bell
	Teachers of Y10 History	Mrs Bell Mrs Doig Mr Laws Miss Whelan

Woodbridge High School Curriculum Overview

Year 10 – ICT (GCSE)



	Curriculum Content	Suggested Reading or Extension Activities
Half Term 1 (Jun – Jul)	Preparation for Controlled Assessment <ul style="list-style-type: none"> Basic Spreadsheet skills Advanced spreadsheet formulas and controls 	
Half Term 2 (Sep – Oct)	Controlled Assessment – Festivals UK Activity 1 <ul style="list-style-type: none"> Festival logo design Database management, querying & updating Create promotional video 	Research how websites like Facebook store your details in databases.
Half Term 3 (Nov-Dec)	Controlled Assessment – Festivals UK Activity 1 <ul style="list-style-type: none"> Review & Evaluation Controlled Assessment – Festivals UK Activity 2 <ul style="list-style-type: none"> Spreadsheet modelling 	What queries might Facebook need to run to create your <i>timeline</i> ?
Half Term 4 (Jan-Feb)	Controlled Assessment – Festivals UK Activity 2 <ul style="list-style-type: none"> Desktop publishing & flyer design Review & Evaluation Controlled Assessment – Festivals UK Activity 3 <ul style="list-style-type: none"> Promotional Audio clip creation 	Audio editing using Audacity
Half Term 5 (Feb-Mar)	Controlled Assessment – Festivals UK Activity 3 <ul style="list-style-type: none"> Mobile app development skills Design mobile app for festival 	See appshed.com for app development & practice
Half Term 6 (Apr-May)	Controlled Assessment – Festivals UK Activity 3 <ul style="list-style-type: none"> Mobile app development Review & Evaluation Controlled Assessment Festivals UK Activity 4 <ul style="list-style-type: none"> Evaluation of CA Work Activities 1,2,3 	


Examples of Home Learning Tasks	Practice software skills to prepare for Controlled Assessment task / Catchup on incomplete Controlled Assessment tasks at lunchtime or after school
Assessment Tasks, Methods & Frequency	Feedback to pupils during preparation & skills prior to Controlled Assessment task for each unit. Written feedback 3-4 weeks. Controlled Assessment – to be completed in lesson time: pupils to complete set exam board scenario.
Equipment Which Students Need	Pen, pencil, ruler eraser

Parents / Carers can help their child by:	<ul style="list-style-type: none"> Stick Coursework deadlines schedule to the fridge & discuss with pupils as deadlines approach Email contactict@woodbridge.redbridge.sch.uk if you have questions/queries
Useful Websites	<ul style="list-style-type: none"> www.teach-ict.com www.reviseict.co.uk
Extra-curricular Activities	<ul style="list-style-type: none"> Code Club at Churchfields –volunteer to help teach KS2 pupils to code Watch BBC Click (available online on BBC iPlayer) each week

Who Can I Contact?	Head of ICT & Computing	Mr Martin
	Teachers of Y10 ICT & Computing	Mrs Bhudia

Woodbridge High School Curriculum Overview

Year 10 – ICT (Cambridge National Award)



	Curriculum Content	Suggested Reading or Extension Activities
Half Term 1 (Jun – Jul)	Unit R007 – Creating Dynamic Products Using Sound and Vision <ul style="list-style-type: none"> 10 hour controlled assessment scenario on creating multimedia product using animation, video & audio 	Create an original music video for a favorite song
Half Term 2 (Sep – Oct)	Preparation & skills for Unit R003 – Handling Data Using Spreadsheets <ul style="list-style-type: none"> Spreadsheet concepts & basic formulae Data representation in charts & graphs Advanced formulae (IF, VLOOKUP) 	Create a macro to print/save your spreadsheet Research and practice using VB code to create a macro
Half Term 3 (Nov-Dec)	Unit R003 – Handling Data Using Spreadsheets <ul style="list-style-type: none"> 10 hour controlled assessment scenario on spreadsheets 	
Half Term 4 (Jan-Feb)	Preparation & skills for Unit R004 – Handling Data Using Databases <ul style="list-style-type: none"> Database tables, queries, data entry forms & reports Data validation methods Macros to automate processes 	Investigate SQL as a method of retrieving data from database Create a database using only SQL commands (see MySQL)
Half Term 5 (Feb-Mar)	Unit R004 – Handling Data Using Databases <ul style="list-style-type: none"> 10 hour controlled assessment scenario on databases 	Research how websites like facebook store your details in databases.
Half Term 6 (Apr-May)	Preparation & skills for Unit R002 – Using ICT to Create Business Solutions <ul style="list-style-type: none"> Desktop Publishing & Image manipulation Mailmerge & Digital communications Data handling (spreadsheet/databases) Standard ways of working digitally 	

Examples of Home Learning Tasks	Research appropriate sound/video clips to be used within your project / investigate the copyright constraints related to use of images on your digital product. Design a house style to be used throughout your project development
Assessment Tasks, Methods & Frequency	Feedback to pupils during preparation & skills prior to Controlled Assessment task for each unit. Written feedback 3-4 weeks. Controlled Assessment – 10 hours of lesson time for pupils to complete set exam board scenario.
Equipment Which Students Need	Pen, pencil, ruler eraser

Parents / Carers can help their child by:	<ul style="list-style-type: none"> Stick Coursework deadlines schedule to the fridge & discuss with pupils as deadlines approach Email contactict@woodbridge.redbridge.sch.uk if you have questions/queries
Useful Websites	<ul style="list-style-type: none"> www.teach-ict.com BBC Bitesize www.reviseict.co.uk
Extra-curricular Activities	<ul style="list-style-type: none"> Code Club at Churchfields –volunteer to help teach KS2 pupils to code Watch BBC Click (available online on BBC iPlayer) each week

Who Can I Contact?	Head of ICT & Computing	Mr Martin
	Teachers of Y10 ICT & Computing	Mrs Bhudia

Woodbridge High School Curriculum Overview

Year 10 – Life Studies



	Curriculum Content	Suggested Reading or Extension Activities
<p>During the year, students complete the following units shown here in rotation.</p> <p>Not all students complete the same units at the same time.</p> <p>Please contact the Head of Department for further details</p>	<p>Beliefs and Values</p> <ul style="list-style-type: none"> Religious and spiritual experience Beliefs about God and Evil Religion and Science 	<p>Students should discuss the issues raised during Life Studies with peers, parents and teachers. Discussion and debate are the best way to extend their learning.</p>
	<p>Rights and Responsibilities</p> <ul style="list-style-type: none"> Rights and freedoms in the UK and the struggle for these Parliamentary democracy in the UK Impact of migration and integration on identities, groups and communities in the UK The UK's role in the world – the EU, Commonwealth and United Nations 	
	<p>Sex and Relationships</p> <ul style="list-style-type: none"> Marriage, civil partnerships and stable relationships – parenting skills Sexually transmitted infections and high-risk behaviour, HIV Contraception 	
	<p>Health and Development</p> <ul style="list-style-type: none"> Emotional and mental health – causes and treatment Personal and social consequences of drug, alcohol and tobacco misuse Where and how to obtain health information 	
	<p>Work and Careers</p> <ul style="list-style-type: none"> Importance of work experience and suitable employers Writing an application letter Meeting an employer and reflecting on work experience 	
	<p>Technology and the Media</p> <ul style="list-style-type: none"> The representation of young people in the media Body image in the media and pornography Men and women in the media – social stereotypes Films and video games – the cause of violence? 	

Examples of Home Learning Tasks	Home Learning tasks are only occasionally set for Life Studies. Lessons consist of discussion and debate, with some written work.
Assessment Tasks, Methods & Frequency	Assessment is continuous through teacher observation.
Equipment Which Students Need	Pens, pencils, ruler.

Parents / Carers can help their child by:	<ul style="list-style-type: none"> Discussing and debating the issues raised. Encouraging students to find out more. Watching documentaries with their children
--------------------------------------------------	--------------------------------------------------------------------------------------------------------------------------------------------------------------------------------------------------

Who Can I Contact?	Assistant Headteacher	Miss Année
	Life Studies is taught to Y10 by a range of specialist teachers on a rotation.	

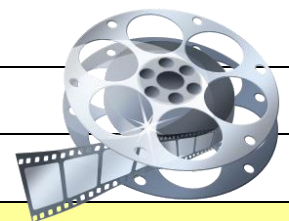
Woodbridge High School Curriculum Overview

Year 10 – Media Studies (GCSE)



	Curriculum Content	Suggested Reading or Extension Activities
Half Term 1 (Jun – Jul)	<ul style="list-style-type: none"> Introduction to key media studies concepts Introduction to technology and practical tasks Photography project (practice controlled assessment) 	Nelson Thornes AQA Media Studies GCSE (Morris et al) chapter 1
Half Term 2 (Sep – Oct)	<ul style="list-style-type: none"> Controlled Assessment 1: Magazines – key concepts Controlled Assessment 1: Magazines – written task – analyse the front covers of 2 magazines 	Examine the magazine categories at the supermarket. Consider how many titles of magazine there are for each genre. What are the similarities/differences between their design, layout and content?
Half Term 3 (Nov-Dec)	<ul style="list-style-type: none"> Controlled assessment 1: Magazines - Practical task – design your own magazine front cover 	Plan your photograph in detail before you take it. Consider costume and styling; background; body language; framing; lighting; focus
Half Term 4 (Jan-Feb)	<ul style="list-style-type: none"> Controlled assessment 2: Film Promotion – key concepts Controlled assessment 2: Film Promotion – written task – compare and contrast the poster and trailer for a recent film 	Research promotional campaigns of top 10 films – analyse their posters, trailers and websites. :Look for similarities and differences and consider why these exist.
Half Term 5 (Feb-Mar)	<ul style="list-style-type: none"> Controlled assessment 2: Film Promotion – practical task – design the poster and storyboard the trailer for a new film 	Plan your photographs in detail before you take them. Consider costume and styling; background; body language; framing; lighting; focus
Half Term 6 (Apr-May)	<ul style="list-style-type: none"> Final completion and improvement of year 10 controlled assessments 	Look at the AQA mark scheme to consider how you can improve your final year 10 folder (worth 30% of your GCSE).

Examples of Home Learning Tasks	Take photographs for practical tasks; internet-based research; flat planning(sketching and annotating designs); media consumption diary
Assessment Tasks, Methods & Frequency	Controlled assessments – written and practical. 2 in year 10.
Equipment Which Students Need	Colouring pencils; fine liner pens; glue; scissors; ruler




Parents / Carers can help their child by:	<ul style="list-style-type: none"> Check students are managing independent study and preparation time for controlled assessments; 1 hr home learning per week is expected from half term 2 in order to complete work to the required standard. This can be research, planning or written tasks but students manage these tasks themselves.
Useful Websites	<ul style="list-style-type: none"> Mediaknowall.com imdb.com
Extra-curricular Activities	<ul style="list-style-type: none"> Help run International film club (in conjunction with MFL dept)

Who Can I Contact?	Head of Media Studies	Ms Gold	
	Teachers of Y10 Media Studies	Ms Gold	Mrs Lynch

Woodbridge High School Curriculum Overview

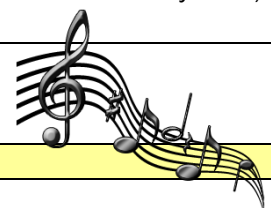
Year 10 – Music (GCSE)



	Curriculum Content	Suggested Reading or Extension Activities
Half Term 1 (Jun – Jul)	Introduction and Key Skills <ul style="list-style-type: none"> Performing as an ensemble General theory and listening skills Basic composition skills 	Throughout the course: <ul style="list-style-type: none"> Instrumental practice Listening to ClassicFM Teoria.com
Half Term 2 (Sep – Oct)	Area of Study 4 – World Music <ul style="list-style-type: none"> Analysis of set works: Capercaillie, Rag Desh, Yiri Composition skills and a practice composition General theory, performance and listening skills 	World Music: A Very Short Introduction by Philip Bohlman
Half Term 3 (Nov-Dec)	Area of Study 3 – Popular Music in Context <ul style="list-style-type: none"> Analysis of set works: All Blue, Grace, Why Does My Heart Feel So Bad? Planning and starting of Composition 1 General theory, performance and listening skills 	Popular Music Culture: They Key Concepts by Roy Shuker
Half Term 4 (Jan-Feb)	Area of Study 1 – Western Classical Music (1600-1899) <ul style="list-style-type: none"> Analysis of set works: Handel, Mozart Continuation of Composition 1 General theory, performance and listening skills 	The Story of Music by Howard Goodall
Half Term 5 (Feb-Mar)	Areas of Study 1 and 2 – Western Classical and 20th Century <ul style="list-style-type: none"> Analysis of set works: Chopin, Bernstein Final preparation of Composition 1 and Solo performance General theory, performance and listening skills 	The Story of Music by Howard Goodall
Half Term 6 (Apr-May)	Area of Study 2 – Music in the 20th Century <ul style="list-style-type: none"> Analysis of set works: Schoenberg, Reich Deadline for Composition 1 and Solo Performance General theory, performance and listening skills 	The Story of Music by Howard Goodall

Examples of Home Learning Tasks	<ul style="list-style-type: none"> Theory workbook tasks (students will work at different stages depending on their prior theory knowledge) Practice exam questions Listening to set works and other set music 	
Assessment Tasks, Methods & Frequency	<ul style="list-style-type: none"> Progress test at the end of each half term Practice performance every half term 	
Equipment Which Students Need	<ul style="list-style-type: none"> Exercise book and folder General writing equipment Instrument 	

Parents / Carers can help their child by:	<ul style="list-style-type: none"> Listening to classical music stations on the radio and talking about the music Revising factual content on the set works Listening to and encouraging instrumental practice
Useful Websites	<ul style="list-style-type: none"> www.teoria.com (for aural practice) BBC Bitesize www.revisemusic.webs.com (specifically for Woodbridge – maintained by staff)
Extra-curricular Activities	Please see extra-curricular music timetable. Choir is particularly useful for practising listening skills



Who Can I Contact?	Head of Music	Miss Furse	
	Teachers of Y10 Music	Ms Exposito	Miss Furse

Woodbridge High School Curriculum Overview

Year 10 – Performing Arts (BTEC)



	Curriculum Content	Suggested Reading or Extension Activities
Half Term 1 (Jun – Jul)	<p>Introduction to the course</p> <ul style="list-style-type: none"> Develop needed skills Reflect on the ability and how to develop the skills Collaborate to create responses 	Experiencing drama is the best way to develop and extend ideas.
Half Term 2 (Sep – Oct)	<p>Unit 2 and 15 – Preparation, Performance and Production of a Scripted plays</p> <ul style="list-style-type: none"> Engage with the script Research the role using directed exercises. Create and present a performance using the needed skills. Prepare a performance for an audience 	<p>Visiting the theatre is a great extension to the in class experience.</p> <p>There are many performances both locally and beyond that capture and show new ideas and ways to tell stories. One of the easiest to access is Redbridge Drama Centre.</p> <p>Alongside visiting is to take part in extra-curricular drama both in school and outside. We run lunchtime and after-school clubs.</p> <p>We offer opportunities to perform in school and hope to continue this. This includes the annual school production.</p>
Half Term 3 (Nov-Dec)		
Half Term 4 (Jan-Feb)		
Half Term 5 (Feb-Mar)		
Half Term 6 (Apr-May)		
	<p>Unit 8 – Performing arts industry</p> <ul style="list-style-type: none"> Research the industry Develop knowledge of the industry in practice Collate the information Prepare for the online assessment 	
	<p>Unit 10 and Unit 11 Movement Skill and Devising for performance</p> <ul style="list-style-type: none"> Explore and develop the use of physical theatre Experiment with different styles Interpret and develop a performance based on the given stimuli 	

Examples of Home Learning Tasks	Research and develop knowledge of the skills, characters roles Learning lines, planning performances Rehearsal and development of performance
Assessment Tasks, Methods & Frequency	All Schemes of Learning have an end performance that is assessed. Within class we reflect on what has been created and discuss how skills and techniques could be further developed.
Equipment Which Students Need	Asked to bring in props to enhance a performance

Parents / Carers can help their child by:	<ul style="list-style-type: none"> Visit the theatre or watching these on television Help with the learning of lines and present the monologues and scenes to you Identify potential props that could be used in a performance
Useful Websites	<ul style="list-style-type: none"> www.vam.ac.uk/page/t/theatre-and-performance/ www.nationaltheatre.org.uk/discover-more www.redbridgedramacentre.co.uk/
Extra-curricular Activities	<ul style="list-style-type: none"> Lunchtime and After-school Clubs Whole school production Theatre trips

Who Can I Contact?	Head of Drama	Ms Cranwell
	Teachers of Drama	Ms Cranwell



Woodbridge High School Curriculum Overview

Year 10 – Physical Education (Core)



	Curriculum Content	Suggested Reading or Extension Activities
<p>During the year, students complete the following units shown here in rotation.</p> <p>Not all students complete the same units at the same time.</p> <p>Please contact the Head of Department for further details</p>	<p>Summer / Autumn</p> <ul style="list-style-type: none"> Striking and Fielding Cricket Rounders Fitness Netball Trampolining Games for Understanding Leadership First Aid 	<p>Extra-curricular clubs run in most of the sports offered during curriculum time.</p>
	<p>Winter / Spring</p> <ul style="list-style-type: none"> Football Outdoor and Adventurous Activities Hockey Netball Badminton Basketball Dance Table Tennis Leadership First Aid 	

Examples of Home Learning Tasks	Home learning is not set for core PE.
Assessment Tasks, Methods & Frequency	Continuous assessment throughout activity
Equipment Which Students Need	White Woodbridge Polo shirt, Black Woodbridge shorts, Black Woodbridge tracksuit, socks, trainers, gumshield (for rugby), football boots



Parents / Carers can help their child by:	<ul style="list-style-type: none"> Ensuring that they have the correct kit for every lesson Encourage pupils to attend extra curricular sessions
Extra-curricular Activities	<ul style="list-style-type: none"> All activities have an extra curricular club at lunchtime or after school to improve pupil performance

Who Can I Contact?	Head of PE	Mr Jones	
	Teachers of Y10 PE	Mr Clifton Mr Doolan Ms Ennis Mr Fuschillo	Mr Jones Miss Moore Miss Payne

Woodbridge High School Curriculum Overview


Year 10 – Physical Education (GCSE)



	Curriculum Content	Suggested Reading or Extension Activities
Half Term 1 (June – July)	<ul style="list-style-type: none"> 1.1.1 - Healthy Active Lifestyles and how they benefit you Practical Activities 	 
Half Term 1 (Sep – Oct)	<ul style="list-style-type: none"> 1.1.2 – Influences on your healthy active lifestyle Practical Activities 	
Half Term 2 (Nov-Dec)	<ul style="list-style-type: none"> 1.1.3 – Exercise and fitness as part of your healthy active lifestyle Practical Activities 	
Half Term 3 (Jan-Feb)	<ul style="list-style-type: none"> 1.1.4 – Physical activity as part of your healthy active lifestyle Practical Activities 	
Half Term 4 (Feb-Mar)	<ul style="list-style-type: none"> 1.1.5 – Your personal health and wellbeing Practical Activities 	
Half Term 5 (Apr-May)	<ul style="list-style-type: none"> Revision and consolidation of the work covered in Y10 Practical Activities 	

Examples of Home Learning Tasks	Revision booklets, food intake diaries, research topics
Assessment Tasks, Methods & Frequency	End of unit exams
Equipment Which Students Need	Usual equipment

Parents / Carers can help their child by:	<ul style="list-style-type: none"> Ensuring they attend extra curricular clubs regularly Ensuring that they attend catch up theory lessons
Useful Websites	<ul style="list-style-type: none"> www.Teachpe.com www.Brianmac.co.uk www.bbc.co.uk/bitesize/gcse/pe/
Extra-curricular Activities	<ul style="list-style-type: none"> Seasonal Extra Curricular Clubs Theory Catch up sessions




Who Can I Contact?	Head of PE	Mr Jones
	Teachers of Y10 GCSE PE	Mr Doolan Mr Jones
		Miss Payne

Woodbridge High School Curriculum Overview

Year 10 – Psychology (GCSE)



	Curriculum Content	Suggested Reading or Extension Activities
Half Term 1 (Jun – Jul)	<ul style="list-style-type: none"> Sex & Gender Diamond & Sigmundson (Core Study) Biological Theory of Sex & Gender Psychodynamic Theory of Sex & Gender 	Students are encouraged to discuss the issues raised in psychology with parents or peers.
Half Term 2 (Sep – Oct)	<ul style="list-style-type: none"> Memory Terry (Core Study) Multi-Store Model of Memory Levels of Processing 	
Half Term 3 (Nov-Dec)	<ul style="list-style-type: none"> Attachment Hazen & Shaver (Core Study) Bowlby's Theory of Attachment Behaviourist Theory 	
Half Term 4 (Jan-Feb)	<ul style="list-style-type: none"> Obedience Bickman (Core Study) Situational Factors Theory Dispositional Theory 	
Half Term 5 (Feb-Mar)	<ul style="list-style-type: none"> Atypical Behaviour Watson & Raynor Behaviourist Theory Evolutionary Theory 	
Half Term 6 (Apr-May)	<ul style="list-style-type: none"> Revision for end of unit test Research Methods 	



Examples of Home Learning Tasks	Sex & Gender – complete BEM inventory Memory – conduct memory experiment on participants Attachment – interview family about attachment types
Assessment Tasks, Methods & Frequency	Assessment will take place every three weeks. Mid half term assessments are 10 mark questions on the core study/theory. End of half term assessments are on the unit.
Equipment Which Students Need	Standard equipment for school


Parents / Carers can help their child by:	<ul style="list-style-type: none"> Overseeing home learning Taking part in experiments/surveys Watching prescribed documentaries with students
Useful Websites	<ul style="list-style-type: none"> www.holah.co.uk Woodbridge MLE
Extra-curricular Activities	



Who Can I Contact?	Head of Psychology	Ms Boakye-Collinson	
	Teachers of Y10 Psychology	Ms Boakye-Collinson	Ms Younis


Woodbridge High School Curriculum Overview

Year 10 – Religious Studies (Philosophy) (GCSE)



	Curriculum Content	Suggested Reading or Extension Activities
Half Term 1 (Jun – Jul)	Religious Philosophy: Beliefs about Deity <ul style="list-style-type: none"> Core Christian beliefs about the nature of God The arguments used to support belief in God God’s activity throughout humanity and in the world today 	Find out about events in the world around us that some people claim to be miracles. Evaluate your own views.
Half Term 2 (Sep – Oct)	Religious Philosophy: The End of Life <ul style="list-style-type: none"> Christian beliefs about the body and the soul The concepts of heaven, hell and purgatory The concepts of salvation, redemption and judgment 	Talk to / interview some of your friends and family about their attitudes towards the human soul & life after death.
Half Term 3 (Nov-Dec)	Religious Philosophy: Religious and Spiritual Experience <ul style="list-style-type: none"> Definitions and examples of religious experiences Religious experience in worship and through symbolism Religious experience through art, prayer, food and fasting 	Visit a local protestant and catholic church. Make a note of the symbolism you see, ask the vicar/priest if you can take some photos.
Half Term 4 (Jan-Feb)	Religious Philosophy: Good and Evil <ul style="list-style-type: none"> Concepts of good and evil – the role of God and the Devil The fall, original sin and redemption The problem of evil and suffering The Bible as a source to behave morally 	In the exam be sure to emphasise that many Christians do not believe in the idea of a physical heaven or hell. Find out more about what this means.
Half Term 5 (Feb-Mar)	Religious Philosophy: Religion, Reason and Revelation <ul style="list-style-type: none"> The key ways that God reveals Himself in the world Revelation in mystical and religious experiences Revelation through Jesus Revelation in the Bible 	Select a few Biblical passages to read. Decide whether or not you believe these passages to be the literal word of God or a human interpretation.
Half Term 6 (Apr-May)	Religious Philosophy: Religion and Science <ul style="list-style-type: none"> Christian teachings about the origins of the world Scientific theories about the creation of the world Human responsibility to the environment and animals 	Find out more about the discovery of the Higgs Boson – the so-called ‘God particle’.

Examples of Home Learning Tasks	Past exam practice papers Revising subject specific terminology and definitions Producing revision mind-maps
Assessment Tasks, Methods & Frequency	Timed exam practice within schemes of learning Mini-mock exams at the end of each unit End of Year 10 mock exam
Equipment Which Students Need	Two writing pens (blue / black ink), pencil, ruler, rubber, sharpener. OCR GCSE text books as loaned to students by the department.




Parents / Carers can help their child by:	<ul style="list-style-type: none"> Assisting in timing their child completing exam practice at home. Purchasing the following revision guides: <ul style="list-style-type: none"> GCSE Religious Studies OCR B Ethics 1 & 2 GCSE Religious Studies OCR B Philosophy 1 & 2 (both guides are published by Coordination Group Publications Ltd - CGP)
Useful Websites	<ul style="list-style-type: none"> www.bbc.co.uk/religions/christianity www.rsrevision.com/GCSE http://www.bbc.co.uk/schools/gcsebitesize/rs/
Extra-curricular Activities	<ul style="list-style-type: none"> Study support to assist with home learning and exam practice will be available to students after school Tuesday – Thursday in W28 with Miss Pullen.

Who Can I Contact?	Head of RE	Miss Pullen
	Teachers of Y10 RE	Ms Stobbart Miss Pullen

Woodbridge High School Curriculum Overview

Year 10 – Russian (GCSE)



	Curriculum Content	Suggested Reading or Extension Activities
Half Term 1 (Jun – Jul)	<ul style="list-style-type: none"> Town and locality – “Vnimanye” Unit 2, Amenities, adjectives and agreements Comparing town and country Public transport and directions Improving and redrafting texts 	Comparing Moscow with London – research the Moscow metro
Half Term 2 (Sep – Oct)	<ul style="list-style-type: none"> School subjects and opinions – “Vnimanye” Unit 3 Pocket money and part-time jobs Clubs and leisure activities Professions and work, future plans 	Use of case endings – accusative, instrumental and prepositional A/A* grammar
Half Term 3 (Nov-Dec)	<ul style="list-style-type: none"> Food shopping - “Vnimanye” Unit 4 Transactions – listening for detail, numeracy Clothes and fashion, adjectival agreements Problems – making a complaint, expressing unhappiness 	Genitive case used with quantities, understanding authentic dialogues
Half Term 4 (Jan-Feb)	<ul style="list-style-type: none"> My family – “Vnimanye” Unit 5 Possessive pronouns, using the 3rd person Descriptions, appearance, ages with dative case Body, illness, healthy living 	Independent reading and writing tasks
Half Term 5 (Feb-Mar)	<ul style="list-style-type: none"> House, rooms and furniture – “Vnimanye” Unit 6 President Putin’s many homes My ideal home – using the future and conditional tense My daily routine where I live, helping at home 	Reflexive verb conjugations in the present and past tense; reading longer authentic texts
Half Term 6 (Apr-May)	<ul style="list-style-type: none"> Begin “Marsh” GCSE course book Part 1 Media – music, books, films, hobbies Culture and celebrities Comparatives and superlatives, more advanced grammar 	Reading for pleasure – longer texts independently from the course book

Examples of Home Learning Tasks	Completion of exercises from the GCSE course booklet Vocabulary and grammar learning
Assessment Tasks, Methods & Frequency	End of unit Controlled Writing – GCSE writing tasks completed within an hour using only a dictionary GCSE past papers Fortnightly or weekly vocabulary tests
Equipment Which Students Need	Pens, pencils, highlighters, ruler, GCSE Vocabulary Booklet, course booklets



Parents / Carers can help their child by:	<ul style="list-style-type: none"> Encouragement, checking Student Planners for Home Learning tasks Buying a Russian / English dictionary – OUP ones are very good
Useful Websites	<ul style="list-style-type: none"> The School MLE VocabExpress.com www.edexcel.com for GCSE Russian Specification and past papers
Extra-curricular Activities	<ul style="list-style-type: none"> Whole school trip to St Petersburg October 2015 High Flyers lunch-time club run with support of the Russian Language Assistant

Who Can I Contact?	Head of Russian	Miss Clark
	Teachers of Y10 Russian	Mrs Clark Miss Riddell

Woodbridge High School Curriculum Overview

Year 10 – Sport (BTEC)



	Curriculum Content	Suggested Reading or Extension Activities
Half Term 1 (Jun – Jul)	<ul style="list-style-type: none"> Practical Sports Performance (Unit 2 part 1) 	
Half Term 1 (Sep – Oct)	<ul style="list-style-type: none"> Practical Sports Performance (Unit 2 Part 2) 	
Half Term 2 (Nov-Dec)	<ul style="list-style-type: none"> The Mind and the Sports Performer (Unit 3 Part 1) 	
Half Term 3 (Jan-Feb)	<ul style="list-style-type: none"> The Mind and the Sports Performer (Unit 3 Part 2) 	
Half Term 4 (Feb-Mar)	<ul style="list-style-type: none"> Fitness for Sport and Exercise (Externally assessed) 	
Half Term 5 (Apr-May)	<ul style="list-style-type: none"> Consolidation and coursework completion 	

Examples of Home Learning Tasks	Revision booklets, food intake diaries, research topics	
Assessment Tasks, Methods & Frequency	End of unit assessments	
Equipment Which Students Need	Usual equipment	

Parents / Carers can help their child by:	<ul style="list-style-type: none"> Ensuring they attend extra curricular clubs regularly Ensuring that they attend catch up theory lessons
Useful Websites	<ul style="list-style-type: none"> www.Teachpe.com www.Brianmac.co.uk
Extra-curricular Activities	<ul style="list-style-type: none"> Seasonal Extra Curricular Clubs Theory Catch up sessions

Who Can I Contact?	Head of PE	Mr Jones
	Teachers of Sport	Mr Fuschillo