



WOODBIDGE HIGH SCHOOL

Curriculum Booklet for Parents Year 8 2016-17



CONTENTS

Introduction	2
English	3
Mathematics	4
Science	5
Art	6
Design and Technology	7
Drama	8
French	9
Geography	10
German	11
History	12
ICT & Computing	13
Life Studies	14
Music	15
Physical Education	16
Religious Education	17
Russian	18
Spanish	19

Dear Parent

This booklet provides you with details of the curriculum which your son / daughter will follow in year 8 at Woodbridge High School. It will allow you to help them plan their studies and revision, and gives you suggested examples of wider reading and extension activities to try at home. The equipment which your son / daughter will need is indicated, along with some ways in which parents can help students with their studies.

Please do not hesitate to contact me should you have any questions about the school's curriculum as a whole, and individual teachers or heads of department if your queries are subject specific. They can be contacted using the email addresses which are in the 'Contact Us' section of the school's website.

I hope that you will find this information useful.

Steven Hogan

Deputy Headteacher: Curriculum
shogan@woodbridge.redbridge.sch.uk

Woodbridge High School Curriculum Overview

Year 8 – English




	Curriculum Content	Suggested Reading or Extension Activities
Half Term 1 (Sep – Oct)	Drama <ul style="list-style-type: none"> Exploring the genre of drama Performance and creative writing Possible texts for study include: Nigel Hinton – <i>Buddy</i>	This will vary dependent on the precise text studied and the students will be guided by the teacher. Any additional reading for pleasure will help to develop students' English skills. Recommended texts include: George Orwell – <i>1984</i> Charles Dickens – <i>Oliver Twist</i> Charles Dickens – <i>David Copperfield</i> The department also recommends the regular reading of quality non-fiction texts, such as broadsheet newspapers. Other highly recommended texts are available via the Redbridge Book Award website.
Half Term 2 (Nov-Dec)	Studying a novel <ul style="list-style-type: none"> Analysing the writer's craft Exploring character and themes Possible texts for study include: Patrick Ness – <i>A Monster Calls</i> Michael Morpurgo – <i>Private Peaceful</i> S.E. Hinton – <i>The Outsiders</i> George Orwell – <i>Animal Farm</i>	
Half Term 3 (Jan-Feb)	Poetry through the ages <ul style="list-style-type: none"> Studying a range of poetic styles and authors throughout the history of English Literature. 	
Half Term 4 (Feb-Mar)	Public Speaking <ul style="list-style-type: none"> Analysing rhetorical technique Performing a speech 	
Half Term 5 (Apr-May)	'Great Expectations' by Charles Dickens <ul style="list-style-type: none"> Exploring contextual factors Studying Dickens' style as a writer. 	
Half Term 6 (Jun-Jul)	News Unit <ul style="list-style-type: none"> Studying journalistic writing. Producing a range of news stories in a range of styles for different audiences and purposes. 	



Examples of Home Learning Tasks	Essays, stories, poems, research projects.
Assessment Tasks, Methods & Frequency	Pupils will be formally assessed each half term. Across the year, they will complete assessments in Speaking and Listening, Writing and Reading.
Equipment That Students Need	Pupils will be provided with resources by members of staff.

Parents / Carers can help their child by:	<ul style="list-style-type: none"> Reading regularly at home with the student. Assisting with checking home learning technical accuracy.
Useful Websites	<ul style="list-style-type: none"> BBC Bitesize
Extra-curricular Activities	<ul style="list-style-type: none"> Debating Club Newspaper Club




Who Can I Contact?	Head of English	Mrs Amihere	
	Teachers of Y8 English	Ms Barnes Ms Begum Ms Boht Ms Buckland Mr Drake	Ms Gold Ms Jackson Ms Minhas Ms Rahman Ms Ruzane

Woodbridge High School Curriculum Overview

Year 8 – Mathematics



	Curriculum Content	Suggested Reading or Extension Activities
Half Term 1 (Sep – Oct)	<ul style="list-style-type: none"> Whole numbers and decimals Measure, perimeter and area Expressions and formulae 	Extension and activities on all topics can be found on: www.nrich.maths.org www.mathswatchvle.com
Half Term 2 (Nov-Dec)	<ul style="list-style-type: none"> Expressions and formulae (cont'd) Fractions, decimals and percentages Angles and 2D shapes December Exam 	'Help your kids with maths': A visual problem solver for Kids and parents'. Carol Vorderman
Half Term 3 (Jan-Feb)	<ul style="list-style-type: none"> Graphs and algebra Decimal Calculations and ratio 	MyMaths lessons and on-line home learning.
Half Term 4 (Feb-Mar)	<ul style="list-style-type: none"> Collecting, processing, presenting and comparing data Transformations, Scale & Pythagoras 	Textbooks - Oxford University Press MyMaths. 3C, 3B and 3A. All books are available online with teaching videos attached for revision at home.
Half Term 5 (Apr-May)	<ul style="list-style-type: none"> Equations Powers and roots 	
Half Term 6 (Jun-Jul)	<ul style="list-style-type: none"> End of year Exam Ratio and Proportion Probability 3D Shapes and Trigonometry 	



Examples of Home Learning Tasks	Most Home learning tasks are set online on MyMaths. Your son/daughter will be given their own password to access lessons and Home learning activities as well as games. Other Home Learning may be set for revision purposes.
Assessment Tasks, Methods & Frequency	All students are assessed every 2-3 weeks at the end of each topic. With two main assessments at the end of Term 1 and the end of Term 3. Assessments are at present written tests.
Equipment That Students Need	Pen, pencil, maths set, scientific calculator and rubber.


Parents / Carers can help their child by:	<ul style="list-style-type: none"> Help your child by being positive about mathematics. Point out that maths is everywhere. Ask your child how they work out problems or questions. Take an interest in what your child is doing in maths. Access My Maths, Kerboodle or Mathswatch together to go over the lessons taught in school. Use time at home to practise practical maths like shopping and cooking.
Useful Websites	<ul style="list-style-type: none"> www.kerboodle.com www.mathswatchvle.com www.mymaths.co.uk
Extra-curricular Activities	<ul style="list-style-type: none"> Puzzles and Problem solving club Maths Clinic

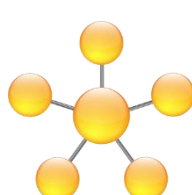


Who Can I Contact?	Head of Maths	Mr Cook	
	Teachers of Y8 Maths	Mr Cook Mr Gul Ms Karbhari Mr Nagra Ms Rahman	Mr Shah Ms Soori Mr Tilk Ms Waddilove

Woodbridge High School Curriculum Overview

Year 8 – Science



	Curriculum Content	Key Words for the Topics Listed	Suggested Reading or Extension Activities
Half Term 1 And Half Term 2 (Sep – Dec)	All of the following topics, in any order (different classes follow a different sequence): <ul style="list-style-type: none"> Variation and Inheritance (Biology topic) Sustainable Earth (Chemistry topic) Elements, Compounds and Reactions (Chemistry topic) Forces and their Effects (Physics topic) Magnetism (physics topic) 	Gene, DNA, Variation, Gamete, biodiversity, species, nucleus. Atmosphere, climate change, recycle, global warming. Hooke's law, stretch, compression. Pole, attract, repel, field, electromagnet.	Students are encouraged to learn key works for each topic at home. Students could broaden their knowledge of the natural world by watching documentary programs such as David Attenborough and Brian Cox series' with wider links to the relevant science topics covered in school.
Half Term 3 and Half Term 4 (Jan-Mar)	All of the following topics, in any order (different classes follow a different sequence): <ul style="list-style-type: none"> The Skeletal System (Biology topic) Earth's Structure and Rocks (Chemistry topic) Energy and Sankeys (Physics topic) The Universe (Physics topic) 	Cartilage, ligament, tendon, antagonistic. Igneous, magma, metamorphic, crystal, core, crust, mantle. Potential energy, dynamo, fuels, transfer. Planet, solar system, star, orbit, comet, luminous.	
Half Term 5 And Half Term 6 (Apr-Jul)	All of the following topics, in any order (different classes follow a different sequence): <ul style="list-style-type: none"> Gas Exchange and Respiration (Biology topic) Energy and Bills (Physics topic) Waves (Physics topic) 	Lung, alveoli, bronchioles, bronchus, respiration. Cost, power. EM spectrum, Hertz, frequency, amplitude.	

Examples of Home Learning Tasks	Learning keyword definitions, writing up methods from class practicals, drawing graphs, researching information on the next topic, building models
Assessment Tasks, Methods & Frequency	Students will be formatively assessed by their class teacher at least once per topic (in books); there will be a focus on scientific skills such as writing methods and drawing graphs of results. Summative written assessments of knowledge will take place once per full term (3 per year).
Equipment That Students Need	Pen, pencil, ruler, eraser, calculator, green pen


Parents / Carers can help their child by:	<ul style="list-style-type: none"> Encouraging students to learn the meanings of keywords for each topic Ensuring that home learning is completed on time Encouraging pre-reading on the next topic (e.g. BBC Bitesize reading and activities) Purchase a revision guide (we recommend the Collins KS3 science all-in-one revision and practice)
Useful Websites	<ul style="list-style-type: none"> http://www.bbc.co.uk/bitesize/ks3/science/ http://www.rsc.org/periodic-table
Extra-curricular Activities	<ul style="list-style-type: none"> Attend Science Club

Who Can I Contact?	Head of Science	Ms Tew	
	Teachers of Y8 Science	Mr Alam Mr Barry Mr Church Mr Edmonds Mr Esop	Dr Herbert Ms Khudeza Ms Plumb Ms Verma Ms Wardle

Woodbridge High School Curriculum Overview

Year 8 – Art



		Curriculum Content	Extension Activities
Half Term 1 (Sep – Oct)	EGYPTIAN ART: Students will study both ancient Egyptian Art as well as modern artist Richard Deurer. They will create a painted fabric hanging where modern day meets ancient Egypt.	<ul style="list-style-type: none"> Research and investigate Egyptian Art. Analyze and reflect on work from diverse contexts and times. Creatively explore, develop and present ideas. Reflect, evaluate and refine ideas. 	Create your own comic strip in the style of Richard Deurer that tells a modern day story using ancient Egyptian gods. 
Half Term 2 (Nov-Dec)		<ul style="list-style-type: none"> Explore tactile qualities of materials. Produce skillful and refined outcomes. Explain how your understanding of culture has affected/ influenced your own Art. 	
Half Term 3 (Jan-Feb)	TEACUP MONSTERS: Students will explore clay and 3D modeling techniques during this project.	<ul style="list-style-type: none"> Drawing 3D forms. Imaginative 3D designing and planning. 	Design other monster objects like a teapot, spoon...
Half Term 4 (Feb-Mar)		<ul style="list-style-type: none"> Clay building techniques and skills. Exploring glaze, paint and pewter techniques. 	
Half Term 5 (Apr-May)	CELEBRITY PORTRAITS: Students will explore modern Pop Art. They will learn traditional portraiture skills and printmaking techniques.	<ul style="list-style-type: none"> What is Pop Art? Why did it start? Gridding techniques – scale and proportion. Shading techniques – further previous skills. Research skills – Skimming for relevant information, summarizing and presentation. 	Create a ‘Pop Art’ fact file about why it started and the key artists that were part of the movement. Include your opinions of artists’ work.
Half Term 6 (Jun-Jul)		<ul style="list-style-type: none"> Define and use key characteristics of artists. Explore print making techniques. Further develop printed outcomes using collage. 	

Examples of Home Learning Tasks	Students should expect to receive home learning every 4 weeks: <ul style="list-style-type: none"> Using the rules of symmetry draw the second half of a scarab beetle. Use tone. Create a fact file about the artist Richard Deurer. Collect and present images of animals/ creatures with unusual features. Using key characteristics of artist Roy Lichtenstein create a portrait of a celebrity.
Assessment Tasks, Methods & Frequency	Lessons – Questioning, individual feedback, peer and self-assessment, reflection Sketch books – students will receive marks for home learning with written feedback and suggested areas for improvement every 4 weeks. Class Folders – Students will receive end of project marks with targets each term.
Equipment That Students Need	Rubber, sharpener, long 30cm ruler, HB and 2B shading pencil, glue stick, coloured pencils, black fine liner pen and apron.

Parents / Carers can help their child by:	<ul style="list-style-type: none"> Ensure your child is summarizing information in their own words in research tasks Ensure your child brings their Art equipment to every lesson. Encourage visits to museums/ galleries. Encourage your child to practise drawing from observation.
Useful Websites	<ul style="list-style-type: none"> www.britishmuseum.org
Extra-curricular Activities	<ul style="list-style-type: none"> Aim Higher/ Extended projects with Ms Louka in M2.10 Look out for competition opportunities on the Art corridor notice board.




Who Can I Contact?	Head of Art	Mrs Ward-Mills	
	Teachers of Y8 Art	Mrs Johnstone Ms Karimova	Ms Louka Mrs Ward-Mills


Woodbridge High School Curriculum Overview


Year 8 – Design & Technology



	Curriculum Content	Suggested Reading or Extension Activities
<p>During the year, students complete the following units shown here in rotation.</p> <p>Not all students complete the same units at the same time.</p> <p>Please contact the Head of Department for further details</p>	<p>Product Design – Portable Lamp</p> <ul style="list-style-type: none"> Learn how components in an electronic circuit work. Be able to assemble a PCB. Use traditional design and manufacture skills to improve practical ability. 	<p>Research how your product would be produced commercially.</p> <p>Consider characteristics of materials used.</p>
	<p>Food Technology – Staple Foods</p> <ul style="list-style-type: none"> Importance of staple foods around the world. Planning and making a range of dishes using various staple foods. Kitchen hygiene and safety, as well as taking the next steps to working independently 	<p>Students can continue their experimentation with staple foods at home, including looking at the various types and tastes of each.</p>
	<p>Graphics – Chocolate Bar Packaging Design</p> <ul style="list-style-type: none"> Understanding a design brief Materials for packaging – identifying qualities Knowledge and understanding of point of sale (POS) Understand of corporate identity; Develop CAD skills Evaluation and improvements 	<p>Investigate further how nutritional information could be include on the wrapper in an easy to read format.</p> 

Examples of Home Learning Tasks	Mini research projects to expand subject knowledge.
Assessment Tasks, Methods & Frequency	<ul style="list-style-type: none"> Ongoing assessment against national curriculum standards. Students kept informed via consistent personalized marking.
Equipment That Students Need	<ul style="list-style-type: none"> Food ingredients for practical lessons. Fully equipped pencil case Access to a computer/ internet




Parents / Carers can help their child by:	<ul style="list-style-type: none"> Ensuring students have the required ingredients for practical lessons. Checking that students have completed all home learning tasks set. Encouraging students to read Design supplements in newspapers. Visit Design Museum, British Museum, Victoria and Albert Museum, Museum of Brands, Packaging & Advertising 	
Useful Websites	<ul style="list-style-type: none"> BBC Bitesize – http://www.bbc.co.uk/schools/teachers/keystage_3/topics/design_and_technology.shtml http://www.bbc.co.uk/schools/gcsebitesize/design/ Design Museum http://www.educationquizzes.com/ks3/d-and-t/ 	
Extra-curricular Activities	<ul style="list-style-type: none"> Department clubs & Study support sessions run both at lunchtimes and after school– Please see Head of Department for further details. Trips specific to the curriculum. 	


Who Can I Contact?	Head of Design & Technology	Ms Rivers	
	Teachers of Y8 Design & Technology	Ms Gleeson Ms Kamara Mrs Masterman	Mr O'Brien Ms Rivers Mr Savill

Woodbridge High School Curriculum Overview

Year 8 – Drama



	Curriculum Content	Suggested Reading or Extension Activities
Half Term 1 (Sep – Oct)	Evacuees <ul style="list-style-type: none"> Engage with a time in history. Develop empathy for those who experienced evacuation. Develop in role responses using the appropriate emotions. 	<p>Experiencing drama is the best way to develop and extend ideas.</p> <p>Visiting the theatre is a great extension to the in class experience. There are many performances both locally and beyond that capture and show new ideas and ways to tell stories. One of the easiest to access is Redbridge Drama Centre.</p> <p>Alongside visiting is to take part in extra-curricular drama both in school and outside. We run lunchtime and after-school clubs.</p> <p>We offer opportunities to perform in school and hope to continue this. This includes the annual school production.</p>
Half Term 2 (Nov-Dec)	Creating scripts <ul style="list-style-type: none"> Create a scripted piece. Develop a structured and rehearsed response. Refine and present a rehearsed performance. 	
Half Term 3 (Jan-Feb)	Medieval theatre <ul style="list-style-type: none"> Develop knowledge of the theatrical style of medieval theatre. Understand the specific techniques in Medieval times. Create performances using traditional text and skills. 	
Half Term 4 (Feb-Mar)	Melodrama <ul style="list-style-type: none"> Explore the genre of melodrama. Experiment with the needed skills to create melodramatic scenes. Develop rehearsed sequences and scenes responding to the given circumstance. 	
Half Term 5 (Apr-May)	Superheroes <ul style="list-style-type: none"> Analyse the characteristics of a Superhero to create an imaginative new superhero communicated in presentations. Develop presentations using the given techniques and style. 	
Half Term 6 (Jun-Jul)	Exploring, creating, structuring & developing scripted performances <ul style="list-style-type: none"> Know how to rehearse and refine different genres of script. Understand how to change the pace, pitch, tone, interaction, body language. Analyse the impact and make informed choices of how to change the delivery of the script Present the developed script with others and evaluate to identify the impact of the chosen skills. 	



Examples of Home Learning Tasks	Research and develop knowledge of history of theatre and skills Rehearsal and development of performance
Assessment Tasks, Methods & Frequency	All Schemes of Learning have an end performance that is assessed. Within class we reflect on what has been created and discuss how skills and techniques could be further developed.
Equipment That Students Need	Asked to bring in props to enhance a performance



Parents / Carers can help their child by:	<ul style="list-style-type: none"> Visit the theatre or watching these on television Encourage reading of imaginative stories Identify potential props that could be used in a performance
Useful Websites	<ul style="list-style-type: none"> www.vam.ac.uk/page/t/theatre-and-performance/ www.nationaltheatre.org.uk/discover-more www.redbridgedramacentre.co.uk
Extra-curricular Activities	<ul style="list-style-type: none"> Lunchtime and After-school Clubs Whole school production Theatre trips



Who Can I Contact?	Head of Drama	Ms Cranwell
	Teachers of Y8 Drama	Ms Cox Ms Cranwell
		Ms Pinnell

Woodbridge High School Curriculum Overview

Year 8 – French



	Curriculum Content	Suggested Reading or Extension Activities
Half Term 1 (Sep – Oct)	<ul style="list-style-type: none"> Revise and use key target language phrases for learning Talk about what TV programmes you watch and give opinions Describe your favourite films and actors Talk about what you do online and in your free time 	www.linguascope.com Username: Woodbridge Password from your teacher Beginners – TV programmes, types of film, free time activities
Half Term 2 (Nov-Dec)	<ul style="list-style-type: none"> Learn more about Paris Talk about what you can do and what you like doing in town Understand tourist information like times and prices Use perfect (past) tense to talk about a visit to Paris 	Research a tourist attraction in Paris
Half Term 3 (Jan-Feb)	<ul style="list-style-type: none"> Describe your personality and those of others, using correct adjective endings Use time expressions to say what you do with friends 	Listen to French pop music on YouTube, for example Stromae, BB Brunes, Maître Gims, Shy'm, Christophe Mae
Half Term 4 (Feb-Mar)	<ul style="list-style-type: none"> Say what sort of music you listen to and why Talk about clothes and activities using three tenses 	Write a letter to a friend about your sense of style
Half Term 5 (Apr-May)	<ul style="list-style-type: none"> Describe your house and bedroom Use prepositions to describe where things are 	www.century21.fr – Find yourself a house or apartment in France!
Half Term 6 (Jun-Jul)	<ul style="list-style-type: none"> Project based on a French film – Kirikou et la Sorcière Improve listening skills in French and cultural knowledge 	Read about the film in English or French


Examples of Home Learning Tasks	<ul style="list-style-type: none"> Create a guide to Paris for visitors Describe your ideal bedroom Find a French song and explain why you like it Gap fill worksheets, grammar practice activities Learning key vocabulary and grammar 	
Assessment Tasks, Methods & Frequency	One formal assessment per term – reading, writing, listening or speaking Mini vocabulary and grammar tests as appropriate	
Equipment That Students Need	<ul style="list-style-type: none"> Pens, rulers, highlighters, glue Access to the internet at home A French dictionary or access to online dictionary 	

Parents / Carers can help their child by:	<ul style="list-style-type: none"> Helping students to learn words from the vocabulary book Ensuring that home learning is completed and checked, and writing has not been done using internet translators
Useful Websites	<ul style="list-style-type: none"> www.linguascope.com www.languagesonline.org.uk www.conjuguemos.com www.zut.org.uk
Extra-curricular Activities	<ul style="list-style-type: none"> Enrichment activities through the year for pupils with good effort / achievement Arsenal double club – language and football

Who Can I Contact?	Head of French	Ms Hancock	
	Teachers of Y8 French	Ms Année Mrs Bemath	Ms Moroz Mr Samuels

Woodbridge High School Curriculum Overview


Year 8 – Geography



	Curriculum Content	Assessment, Suggested Reading or Extension Activities
Half Term 1 (Sep – Oct)	Weather and Climate <ul style="list-style-type: none"> Weather report- symbols, air pressure etc. Water cycle 	<i>Microclimate study</i> Geocaching
Half Term 2 (Nov-Dec)	Rivers and their impact on people <ul style="list-style-type: none"> Possible visit to River Roding Core river knowledge and management Emphasis on flooding 	<i>Decision making activity for River management.</i> Possibility of EA speaker.
Half Term 3 (Jan-Feb)	Urbanisation and Settlement <ul style="list-style-type: none"> Core settlement knowledge; Burgess, Hoyt models, functions/ urban sprawl. GIS using acetate Historical walk through Woodford using secondary data. 	<i>Debate on Greenfield site-</i> peer assessment.
Half Term 4 (Feb-Mar)	Geographies of Development <ul style="list-style-type: none"> Types of Aid Cycle of poverty 'Types of industry 	<i>Creating Charity Aid Video</i> Skype schools Fairtrade fortnight
Half Term 5 (Apr-May)	Coasts <ul style="list-style-type: none"> Processes and landforms. Flooding issues and management. 	<i>Coastal Decision Making Activity- How should we manage Milford on Sea?</i>
Half Term 6 (Jun-Jul)	Geography in the News <ul style="list-style-type: none"> Topical news stories 	<i>End of Year Exam</i>

Examples of Home Learning Tasks	<ul style="list-style-type: none"> Home Learning sheets will complement each topic Home Learning sheets will be electronic and emailed to students/parents
Assessment Tasks, Methods & Frequency	<ul style="list-style-type: none"> Decision making activity for River Management, Debate on Greenfield site – Peer assessment, GIS land use map, Recorded assessment – Radio debate on an aid project. Rocks- skills based analysis. Tourism – end of year written exam.
Equipment That Students Need	<ul style="list-style-type: none"> Full Pencil Case (Including Green Pens and Calculators)


Parents / Carers can help their child by:	<ul style="list-style-type: none"> Fully equipping students and checking their pencil case Asking students to teach parents what they've learnt in/out of class Check students have completed Home Learning Get students to regularly read/watch the news Support students in being resilient and lifelong learners
Useful Websites	<ul style="list-style-type: none"> BBC Bitesize Geography http://www.bbc.co.uk/bitesize/ks3/geography/ Twitter- @WHSGeography https://twitter.com/WHSGeography Geography All The Way http://www.geographyalltheway.com/ GeographyPods http://www.geographypods.com/ DreamTeach Activ http://www.dreamteachactiv.co.uk/ Get Revising http://getrevising.co.uk/
Extra-curricular Activities	<ul style="list-style-type: none"> Geography Club (Tuesday: 3.10-3.45 in W2) GeoCaching (Summer)




Who Can I Contact?	Head of Geography	Mr Steacy-Buck	
	Teachers of Y8 Geography	Ms Fleet Ms George-Francis Ms Howe	Ms Sheehan Mr Steacy-Buck

Woodbridge High School Curriculum Overview

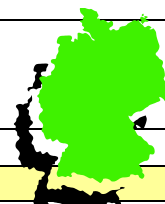
Year 8 – German



	Curriculum Content	Suggested Reading or Extension Activities
Half Term 1 (Sep – Oct)	<ul style="list-style-type: none"> Talking about holidays Using the perfect tense with 'haben' and 'sein' Giving opinions with reasons in the imperfect tense Verb second rule after time phrases in the perfect tense 	Using the imperfect tense 'war' and 'es gab' to write about problems on holiday
Half Term 2 (Nov-Dec)	<ul style="list-style-type: none"> Talking about reading preferences Using prepositions with the dative to say where you read Discussing screen time Understanding media reviews 	Research on German Christmas traditions and Christmas markets in Cologne
Half Term 3 (Jan-Feb)	<ul style="list-style-type: none"> Talking about and giving opinions with reasons about films Creative writing on the film 'The Miracle of Bern' Asking questions in the perfect tense to find out what someone thought about a film 	Students research the experience of Russian PoW (links with film – cross-curricular history)
Half Term 4 (Feb-Mar)	<ul style="list-style-type: none"> Talking about typical breakfasts/discussing German food Irregular verbs 'essen' and 'nehmen' Discussing healthy/unhealthy lifestyles Understanding and responding to longer texts 	Students research typical German food 
Half Term 5 (Apr-May)	<ul style="list-style-type: none"> Talking about school trips, discussing daily routine and discussing festivals Understanding that an adjective before a noun has a different ending for masculine, feminine and neuter 	Students research festivals in German speaking countries e.g Easter celebrations
Half Term 6 (Jun-Jul)	<ul style="list-style-type: none"> Talking about clothes, style and a first date Using 'wenn' clauses to say 'when', 'if' Asking questions using a variety of verbs 	https://quizlet.com/20180334/kleidung-beschreiben-describing-clothing-flash-cards/

Examples of Home Learning Tasks	Writing a hotel review using perfect and imperfect tenses; a holiday homepage Ppt. presentation on films Creating and presenting an advert for a drink, breakfast or sandwich for athletes Students write about a festival they have visited in a German speaking country Vocabulary learning
Assessment Tasks, Methods & Frequency	Writing assessment 'My holiday' Reading assessment 'Christmas in Germany'; Listening assessment 'Shopping' Speaking assessment 'Ppt. presentation on films' Writing assessment 'Healthy and unhealthy lifestyles'
Equipment That Students Need	Exercise book, vocabulary booklet, Internet access, highlighter pens, German dictionary

Parents / Carers can help their child by:	<ul style="list-style-type: none"> Ensuring that student spends at least 10 minutes every day on vocabulary Parents can help by testing vocabulary, grammar points and spend time ensuring that their son/daughter completes all home learning-tasks
Useful Websites	http://www.linguascope.com/ http://www.goethe.de/ins/gb/lon/lhr/stu/ks3/enindex.htm http://www.ukgermanconnection.org/kids-links
Extra-curricular Activities	Christmas market trip to Cologne





Who Can I Contact?	Head of German	Mrs Turner
	Teachers of Y8 German	Mr Hennessy Ms Hancock Mrs Turner


Woodbridge High School Curriculum Overview

Year 8 – History



	Curriculum Content	Suggested Reading or Extension Activities
Half Term 1 (Sep – Oct)	<ul style="list-style-type: none"> The American West- what was life like for Native Americans? Discovery of the new world- case study: Pocahontas 	<p>Students should be encouraged to find out more about the period in history they are studying. This might involve reading or watching documentaries. Teachers can give guidance on further reading if required.</p>  
Half Term 2 (Nov-Dec)	<ul style="list-style-type: none"> Slavery- what was life like for slaves? Abolition- what caused the abolition of the slave trade in 1807? The American Civil war- historical interpretations 	
Half Term 3 (Jan-Feb)	<ul style="list-style-type: none"> The Industrial Revolution How did Britain change between 1750-1900? Enclosures factory life, railways and industrial change 	
Half Term 4 (Feb-Mar)	<ul style="list-style-type: none"> The rise of the British Empire Government change and the right to vote How far did Britain change between 1750-1900? 	
Half Term 5 (Apr-May)	<ul style="list-style-type: none"> The Great war- causes of WWI Propaganda and the home front Walter Tull- the significance of Britain's first black officer 	
Half Term 6 (Jun-Jul)	<ul style="list-style-type: none"> The aftermath of WWI The Treaty of Versailles The League of Nations Interpretations on International affairs post WWI 	

Examples of Home Learning Tasks	One HL project will be set per year as an independent task. Students may be asked to essay plan at home, alongside prepare subject knowledge notes, read articles and analyse political cartoons.
Assessment Tasks, Methods & Frequency	<p>The below assessments will be marked and students will be expected to edit their work to make improvements:</p> <p>Assessment 1- What caused the slave trade to be abolished in 1807?</p> <p>Assessment 2- How far did Britain change between 1750-1900?</p> <p>Assessment 3- interpretations on the League of Nations</p> <p>Mini assessments will be set throughout the year based upon other historical skills- such as significance and evidential thinking.</p>
Equipment That Students Need	Pen, pencil, ruler, rubber, highlighter, glue, colouring pencils





Parents / Carers can help their child by:	<ul style="list-style-type: none"> Going over exercise books and reading through targets together, looking for opportunities to apply them Checking on time management for home learning projects- on course to get completed on time Going over assessment feedback and thinking about how it can be applied to the next
Useful Websites	<ul style="list-style-type: none"> Please see the Homework planner for websites
Extra-curricular Activities	<ul style="list-style-type: none"> History home learning club on Wednesday lunchtimes in W16

Who Can I Contact?	Head of History	Ms Larkin	
	Teachers of Y8 History	Mr Bhullar Mrs Doig Ms Karimova	Ms Larkin Ms Whelan

Woodbridge High School Curriculum Overview

Year 8 – ICT & Computing



	Curriculum Content	Suggested Reading or Extension Activities
Half Term 1 (Sep – Oct)	App Inventor <ul style="list-style-type: none"> Students introduced to stop frame animation Students to plan, design and create a short animation clip using Pivot software Make a short animation clip using film editing software 	http://ai2.appinventor.mit.edu
Half Term 2 (Nov-Dec)	GameMaker <ul style="list-style-type: none"> Students to plan, design and create a maze style game using GameMaker software Students to evaluate the effectiveness of their game. 	http://www.yoyogames.com/education
Half Term 3 (Jan-Feb)	Understanding Computers & Binary numbers <ul style="list-style-type: none"> Students understand how data is stored by computers. Students can convert letters and numbers into binary 	Cisco Binary Game (found via Google)
Half Term 4 (Feb-Mar)	Database programming <ul style="list-style-type: none"> Use of Structured Query Language to create / edit / manipulate databases. Introduction to relational databases and primary keys 	
Half Term 5 (Apr-May)	Adobe Flash Animation <ul style="list-style-type: none"> Learn how to use 2d animation software to develop sequences of animations using Flash 	
Half Term 6 (Jun-Jul)	Multimedia Movie Editing <ul style="list-style-type: none"> Students use the Animation work from previous unit to create a movie sequence, manipulating sequences together & adding sound and transitions to their movies. 	

Examples of Home Learning Tasks	Research specifics about technological advancements in the home Analyse and evaluate a maze style game Convert numbers into Binary.
Assessment Tasks, Methods & Frequency	Mostly computer based projects, constant feedback provided to students verbally during lesson time. Assessed home learning sheets provided once a fortnight. Overall project assessed towards end.
Equipment That Students Need	Computers, pencil case.




Parents / Carers can help their child by:	<ul style="list-style-type: none"> Supporting them with specific home learning tasks Providing guidance with extended home learning projects
Useful Websites	<ul style="list-style-type: none"> http://google-sketchup.en.softonic.com http://www.excelcentral.com/ http://www.adobe.com/devnet/photoshop.html
Extra-curricular Activities	<ul style="list-style-type: none"> Computer Club held by ICT and Computing teachers

Who Can I Contact?	Head of ICT & Computing	Ms Surujpaul
	Teachers of Y8 ICT & Computing	Mr Brock-Carey Ms Durrani Ms Surujpaul

Woodbridge High School Curriculum Overview

Year 8 – Life Studies



	Curriculum Content	Suggested Reading or Extension Activities
Term 1 (Sept-Dec) SRE	Health and development <ul style="list-style-type: none"> • Child exploitation • Confidence • Diet and exercise • Alcohol and smoking • Recognising and minimising risk 	Students should discuss the issues raised during Life Studies with peers, parents and teachers. Discussion and debate are the best way to extend their learning. 
	Ourselves and others <ul style="list-style-type: none"> • Dealing with conflict • Working together 	
Term 2 (Jan-March) Careers	Careers Education, Information, Advice and Guidance <ul style="list-style-type: none"> • What are my options? • Qualifications and career plans • What makes someone employable? • What is further education? Who is it for? • Setting up a business • Making a profit • Savings and using money wisely 	
Term 3 (April-July) R&R	British Values <ul style="list-style-type: none"> • What is democracy? • What is multiculturalism? • Questioning before believing Technology and the media <ul style="list-style-type: none"> • Mobile phones and staying safe • Online safety, social networking • Television and internet- what is appropriate? • Design and presenting a safe social networking site 	


Examples of Home Learning Tasks	Home Learning tasks are only occasionally set for Life Studies. Lessons consist of discussion and debate, with some written work.
Assessment Tasks, Methods & Frequency	Assessment is continuous through teacher observation.
Equipment Which Students Need	Pens, pencils, ruler.

Parents / Carers can help their child by:	<ul style="list-style-type: none"> • Discussing and debating the issues raised. • Encouraging students to find out more. • Watching documentaries with their children
---	--

Who Can I Contact?	Assistant Headteacher	Miss Année	
	Teachers of Y8 Life Studies	Mr Barry Ms Cox Ms Ennis Ms Fleet Ms Gold	Mr Herbert Ms Howe Ms Smith Ms Sheehan

Woodbridge High School Curriculum Overview

Year 8 – Music

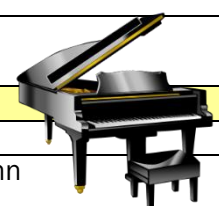


	Curriculum Content	Suggested Reading or Extension Activities
Half Term 1 (Sep – Oct)	Blues <ul style="list-style-type: none"> Performing examples of Blues music Learning the background history of the Blues Creating an arrangement of Blues piece in groups 	Listen to examples of Blues music online
Half Term 2 (Nov-Dec)	Anthems and Fanfares <ul style="list-style-type: none"> Performing examples of anthems. Composing a fanfare and national anthem for their choice of country. 	Revise musical elements Listening to examples of Anthems and Fanfares.
Half Term 3 (Jan-Feb)	Latin American Music <ul style="list-style-type: none"> Performing Latin American rhythms and piece of music Learning the origins and development of this style Creating a performance arrangement of 'Tequila' 	Listening to examples of music from Latin America Revise notation
Half Term 4 (Feb-Mar)	Reggae <ul style="list-style-type: none"> Exploring the background and cultural influences on Reggae. Creating a group performance of 'Three Little Birds' 	Revise notation Listen to examples of Latin American music online
Half Term 5 (Apr-May)	Minimalism <ul style="list-style-type: none"> Exploring the background and characteristics of Minimalism. Listening to and appraising different styles of minimalism. Creating two group arrangements of Clapping Music and Tubular Bells. 	Listening to examples of Minimalism music online. Revise rhythm notation.
Half Term 6 (Jun-Jul)	Band Skills <ul style="list-style-type: none"> Learning a simple part on 5 different band instruments Creating a performance of a song as a whole class band 	Revise whole class performance skills. Listen to song online.



Examples of Home Learning Tasks	Music Theory workbook Listen to examples of the musical styles studied.
Assessment Tasks, Methods & Frequency	At the end of each half term project there will be an assessment. Students will perform or show their work and will then evaluate it and reflect on their progress through discussion and written work.
Equipment That Students Need	Pen/pencil. Students are encouraged to bring their instrument in if they have private lessons.


Parents / Carers can help their child by:	<ul style="list-style-type: none"> Helping with revision of musical notation Listening to music and discussing opinions and musical elements heard
Useful Websites	<ul style="list-style-type: none"> www.youtube.com (for listening to examples of music and instrumental skills) www.bbc.co.uk/music (excellent videos and tracks of experts discussing music)
Extra-curricular Activities	<ul style="list-style-type: none"> Please see Music Department clubs timetable



Who Can I Contact?	Head of Music	Miss Exposito	Mrs Nunn
	Teachers of Y8 Music	Mr Archer Miss Exposito	

Woodbridge High School Curriculum Overview

Year 8 – Physical Education



	Curriculum Content	Suggested Reading or Extension Activities
<p>During the year, students complete the following units shown here in rotation.</p> <p>Not all students complete the same units at the same time.</p> <p>Please contact the Head of Department for further details</p>	<p>Summer / Autumn</p> <ul style="list-style-type: none"> • Cricket • Rounders • Athletics • Cycling • Netball • Gymnastics • Fitness • Badminton 	<p>Extra-curricular clubs run in most of the sports offered during curriculum time.</p>
	<p>Winter / Spring</p> <ul style="list-style-type: none"> • Football • Rugby • Cycling • Netball • Gymnastics • Fitness • Badminton • Cross Country 	

Examples of Home Learning Tasks	Learn two rules for the specific sport, practice a specific skill, devise a particular warm up for a small group
Assessment Tasks, Methods & Frequency	Continuous assessment throughout activity
Equipment That Students Need	White Woodbridge Polo shirt, Black Woodbridge shorts, Black Woodbridge tracksuit, socks, trainers, gumshield (for rugby), football boots

Parents / Carers can help their child by:	<ul style="list-style-type: none"> • Ensuring that they have the correct kit for every lesson • Encourage pupils to attend extra-curricular sessions
Extra-curricular Activities	<ul style="list-style-type: none"> • All activities have an extra-curricular club at lunchtime or after school to improve pupil performance

Who Can I Contact?	Head of PE	Mr Jones	
	Teachers of Y8 PE	Ms Bradley Mr Clifton Mr Doolan Ms Ennis	Mr Fuschillo Mr Jones Miss Moore Ms Payne

Woodbridge High School Curriculum Overview

Year 8 – Religious Education

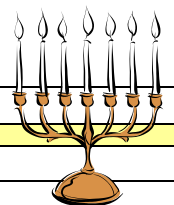


	Curriculum Content	Suggested Reading or Extension Activities
Half Term 1 (Sep – Oct)	Topic 1: Worship A study of religious worship Religious practices, religious festivals	Holy books such as the Qur'an www.bbc.co.uk/religion www.truetube.co.uk
Half Term 2 (Nov-Dec)	Religious places of worship and how they may be used in worship, personal belief and practices What worship means – personal perspective	Extra-Curricular Join the WHS Philosophers Club
Half Term 3 (Jan-Feb)	Topic 2: Judaism Basic Jewish beliefs and practices Who was Abraham – The relevance of Abraham in other world religions Who was Moses, 10 plagues, Covenant, The Torah	Torah, Judaism – Israel Adams Judaism for Dummies http://www.bbc.co.uk/religion/religions/judaism/ http://www.religionfacts.com/judaism www.truetube.co.uk
Half Term 4 (Feb-Mar)	Topic 3: Community and Authority How laws are formed, religious impact on laws Authority within the community Authority within religion What can be learnt from religion	http://www.bible.ca/ef/topical-authority-in-religion.htm http://www.bbc.co.uk/education/guides/zfh9j6/revision www.truetube.co.uk
Half Term 5 (Apr-May)	Topic 4: Prejudice and Equality What is prejudice and discrimination Who was MLK and how did his faith influence his work? Who was Gandhi how did his faith influence his work? Malcolm X how did his faith influence his work? Equal rights for women – Study female role models within religion such as Mary and Khadija. Role of men and women in Christianity and Islam	Martin Luther King – Godfrey Hodgson Malcolm X Gandhi – Sunil Khilnani http://www.biography.com/people/martin-luther-king-jr-9365086 http://www.bbc.co.uk/timelines/z86tn39 http://www.history.co.uk/biographies/mahatma-gandhi www.truetube.co.uk
Half Term 6 (Jun-Jul)	Topic 4: Buddhism The basic Buddhist beliefs Life and work of the Buddha The 4 Noble truths The Middle way – how this may be applied personally What was the 8-fold path and how it may influence Buddhists and other religions today	The Tripitaka, Is Nothing Something?: Kids' Questions and Zen Answers about Life, Death, Family, Friendship, and Everything In-Between – Thich Naht Hanh www.buddhism.net http://www.bbc.co.uk/religion/religions/buddhism/ http://www.religionfacts.com/buddhism www.truetube.co.uk

Examples of Home Learning Tasks	Learning how to use and interpret religious quotes and teachings. Independent research in to religious practices and worship. Demonstrating knowledge through extended writing tasks, discussion, debate, meeting members of different faith groups.
Assessment Tasks, Methods & Frequency	Formal written assessment at the end of the topic. Home learning formally assessed at the end of the topic through peer marking. Informal speaking and listening assessment during class discussions and debates. Presentations
Equipment That Students Need	Pens, Blue/Black, Red and Green, pencil, ruler, rubber, and sharpener homework booklets/tasks printed per teacher instruction.


Parents / Carers can help their child by:	Check home learning diary for project deadlines and support child meeting deadlines. Encouraging their child to speak with their class teacher if they need help in RE.
Useful Websites	<ul style="list-style-type: none"> www.bbc.co.uk/religion www.bbc.co.uk/learning/subjects/religious_studies www.truetube.co.uk
Extra-curricular Activities	<ul style="list-style-type: none"> Home learning support – Monday 3.15pm

Who Can I Contact?	Head of RE	Ms Choudhry	
	Teachers of Y8 RE	Ms Choudhry Mr Lines	Mr Miah Ms Sheehan



Woodbridge High School Curriculum Overview

Year 8 – Russian



	Curriculum Content	Suggested Reading or Extension Activities
Half Term 1 (Sep – Oct)	<ul style="list-style-type: none"> Alphabet revision and high frequency words Countries and capital cities, compass points Using the verb “to live” correctly in 3 tenses Descriptions of towns and places, prepositions 	Home learning project about my town
Half Term 2 (Nov-Dec)	<ul style="list-style-type: none"> Historical and geographical information about most important Russian cities My ideal town – using the conditional tense, writing imaginatively Weather, using three tenses Russian Christmas and New Year traditions 	Research project and group presentations on Russian cities
Half Term 3 (Jan-Feb)	<ul style="list-style-type: none"> Parts of the body and illness Using impersonal expressions to say how I feel Dialogues at the chemist’s and doctor’s The past tense with illnesses and feelings 	Role- play ‘At the Doctor’s’
Half Term 4 (Feb-Mar)	<ul style="list-style-type: none"> Russian food and drink Irregular verbs “to eat” and “to drink” in 3 tenses Opinions about food and drink Shopping – quantities and prices, numeracy skills Dialogues in a shop or in a café 	Designing a Russian café menu
Half Term 5 (Apr-May)	<ul style="list-style-type: none"> Housing in Russia, Soviet buildings in cities Rooms in a house, furniture Agreement of adjectives My ideal home 	Advert for Russian house or flat for sale
Half Term 6 (Jun-Jul)	<ul style="list-style-type: none"> Sport in Russia, Russian Winter and Summer Olympics Famous Russian sportsmen Watching a film about a famous Russian hockey player ‘Legend No 17’ 	Designing a DVD cover for the film Research about the famous Russian sportsmen

Examples of Home Learning Tasks	<p>Research projects as outlined above focusing on cultural knowledge – more able students will write in Russian, most will write in English</p> <p>Vocabulary learning</p> <p>Reading practices from their vocabulary booklet</p>	
Assessment Tasks, Methods & Frequency	<p>Half-termly assessments in reading and writing</p> <p>Vocabulary tests</p>	
Equipment That Students Need	Pens, pencils, ruler, exercise book, vocabulary booklet	

Parents / Carers can help their child by:	<ul style="list-style-type: none"> Buying them a small Russian / English dictionary – The Oxford Beginner’s Dictionary for Russian is recommended
Useful Websites	<ul style="list-style-type: none"> www.quizlet.com (also available as an App) to assist in vocab learning
Extra-curricular Activities	<ul style="list-style-type: none"> School trip to Moscow planned for February 2018 Key stage 3 Russian Home Learning Club at lunch-time

Who Can I Contact?	Head of Russian	Mrs Clark	
	Teachers of Y8 Russian	Mr Baker Mrs Clark	Miss Moroz

Woodbridge High School Curriculum Overview

Year 8 – Spanish



	Curriculum Content	Suggested Reading or Extension Activities
Half Term 1 (Sep – Oct)	Mis Vacaciones – My Holidays <ul style="list-style-type: none"> Describe where you normally go and what you do on holiday using the present tense Discover Hispanic countries and explore their cultures Describe a future holiday using the near future tense Project holiday - presentation in the present and future 	Use the present and future tense in the plural persons
Half Term 2 (Nov-Dec)	<ul style="list-style-type: none"> Talk about where you went on holiday Give opinion about your holidays Describe what you and others did on holiday Use present & preterite tenses in writing 	Combine present, preterit and future tense in the same writing / speaking
Half Term 3 (Jan-Feb)	Todo sobre mi vida - All About my Life <ul style="list-style-type: none"> Talk about mobile phone usage Give a range of opinions on different music types Talk about TV habits and compare programs Use the preterite and present to talk about your weekend 	Discover Hispanic singers Learn about tele-novela Tackle authentic material
Half Term 4 (Feb-Mar)	A comer – Food and Drink <ul style="list-style-type: none"> Use a wide range of opinions to describe food Describe mealtimes Order food in a restaurant Use three tenses to give an account of a party 	Learn about Hispanic food Using direct object pronouns
Half Term 5 (Apr-May)	¿Qué hacemos? – Going Out <ul style="list-style-type: none"> Arrange to go out using the conditional Use modal verbs to talk about what you want and can do Describe getting ready to go out with reflexive verbs Use three tenses to describe a carnival event 	Learn about Hispanic traditional dress & customs
Half Term 6 (Jun-Jul)	Operación Verano - Holidays <ul style="list-style-type: none"> Talk about what you can do in specific holiday destinations Discuss Hispanic holiday destinations using the superlative Create a tourist brochure / video advert 	Use present, preterite, future and conditional

Examples of Home Learning Tasks	Writing tasks, vocab learning, prepare a presentation
Assessment Tasks, Methods & Frequency	Every half term, alternating between speaking, reading, listening and writing assessments in class
Equipment Which Students Need	Pencil case, ruler, glue, exercise book, vocabulary booklet

Parents / Carers can help their child by:	<ul style="list-style-type: none"> Helping with vocabulary learning (use the vocabulary booklet) Help to check spelling with writing tasks
Useful Websites	<ul style="list-style-type: none"> www.linguascope.com www.languagesonline.org www.conjuguemos.com ; BBC Bitesize Spanish
Extra-curricular Activities	<ul style="list-style-type: none"> Spanish club Half termly reward activities on invitation



Who Can I Contact?	Head of Spanish	Ms Crofts	
	Teachers of Y8 Spanish	Ms Crofts Mr Hennessy	Ms Zmirou